



CITY OF VINCENT



A Waste Authority Program

# Waste & Recycling Guide 2021/22

Find out more at [www.vincent.wa.gov.au/waste-recycling](http://www.vincent.wa.gov.au/waste-recycling)

COMPOSTABLE CADDY LINERS VOUCHER

1 Packet – Redeemable at City of Vincent Library, 190 Sturtus Street, Leederville | Valid to 30 June 2022

Sample only



**Sample only**



## WHY FOGO

At the moment, up to half the contents in our dark green waste bin is organic material.

Under a FOGO system, we can turn this organic material into high-quality compost.

This will help reduce greenhouse gas emissions and make a positive and lasting impact on our environment.

A FOGO bin system will be a great leap forward in our City's target of zero waste to landfill by 2028.

Under the State Government's recently revised Waste Strategy 2030, all Councils will need to move to a three bin FOGO system by 2025.

**Sorting the future is in your hands!**

# NEW Verge System Trial commencing 2022!

At the 23 March 2021 Council Meeting, Council approved an 18 month trial of Western Metropolitan Regional Council's on-request Verge Valet™ service, which starts in January 2022 in place of the traditional scheduled bulk waste service.

This will reduce the waste collected, increase recycling, allow residents to choose their own pick-up time and limit the timeframe for piling junk onto the verge.

Visit our website for more information about the new system.

## Need a mattress or white goods collected in the interim?

The City offers a paid on-request mattress and white goods collection for residents.

## What do we collect?




- Mattresses
- White Goods (Ovens, Stoves/Cookers, Washing Machines, Dishwashers, Dryers)
- Fridges and freezers

Find costs and further information on our website [www.vincent.wa.gov.au/residents/waste-recycling/on-demand-waste-collection.aspx](http://www.vincent.wa.gov.au/residents/waste-recycling/on-demand-waste-collection.aspx) or call our Customer Service Team on **9273 6000** to arrange a collection.

The City's Waste Strategy 2018 – 2023 has a Vision of 'Zero waste to landfill by 2028'. It recognises the current bulk waste collection system is outdated and doesn't encourage the diversion of waste from landfill.

Your next Green Waste Verge collection is coming up in April 2022.

For more information on what can and cannot be put out for collection, visit [www.vincent.wa.gov.au/verge-collections.aspx](http://www.vincent.wa.gov.au/verge-collections.aspx)

Green waste should be:	What you should NOT do:
<p><b>Free of contamination such as soil, general waste and recyclable material.</b></p> <p>.....</p> <div></div> <p><b>Logs stacked neatly next to prunings and branches. No mixed piles.</b></p> <p>.....</p> <p><b>All prunings/ branches/logs have:</b></p> <div><div><p>Maximum length of 1.5m (5ft)</p></div><div><p>Maximum diameter of 30cm (12inches)</p></div></div> <p>.....</p> <div><p>Maximum height of pile 1.5m (5ft)</p></div>	<ul style="list-style-type: none"><li>• Do not place green waste in hessian or plastic bags of any kind. These will not be collected – only use the City's reusable garden bags.</li><li>• Do not prune any street or verge trees.</li><li>• Do not place items near or obstruct any reticulation, street signs/poles, water meters, fences, footpaths or driveways.</li><li>• Do not place items on vacant lots, on roads, reserves, parks or any verge except your own.</li><li>• Do not place any items on the verge that are not green waste material – no household junk, furniture, sawn or treated timber. This is littering and you could be fined.</li></ul>

# Bin Collection Calendar

## Area A



November 2021

M	T	W	T	F	S	S
1	2	3	4	5	6	7
8	9	10	11	12	13	14
15	16	17	18	19	20	21
22	23	24	25	26	27	28
29	30					

December 2021

M	T	W	T	F	S	S
		1	2	3	4	5
6	7	8	9	10	11	12
13	14	15	16	17	18	19
20	21	22	23	24	25	26
27	28	29	30	31		

January 2022

M	T	W	T	F	S	S
					1	2
3	4	5	6	7	8	9
10	11	12	13	14	15	16
17	18	19	20	21	22	23
24	25	26	27	28	29	30
31						

February 2022

M	T	W	T	F	S	S
	1	2	3	4	5	6
7	8	9	10	11	12	13
14	15	16	17	18	19	20
21	22	23	24	25	26	27
28						

March 2022

M	T	W	T	F	S	S
	1	2	3	4	5	6
7	8	9	10	11	12	13
14	15	16	17	18	19	20
21	22	23	24	25	26	27
28	29	30	31			

April 2022

M	T	W	T	F	S	S
				1	2	3
4	5	6	7	8	9	10
11	12	13	14	15	16	17
18	19	20	21	22	23	24
25	26	27	28	29	30	

May 2022

M	T	W	T	F	S	S
						1
2	3	4	5	6	7	8
9	10	11	12	13	14	15
16	17	18	19	20	21	22
23	24	25	26	27	28	29
30	31					

June 2022

M	T	W	T	F	S	S
		1	2	3	4	5
6	7	8	9	10	11	12
13	14	15	16	17	18	19
20	21	22	23	24	25	26
27	28	29	30			

## Area B



November 2021

M	T	W	T	F	S	S
1	2	3	4	5	6	7
8	9	10	11	12	13	14
15	16	17	18	19	20	21
22	23	24	25	26	27	28
29	30					

December 2021

M	T	W	T	F	S	S
		1	2	3	4	5
6	7	8	9	10	11	12
13	14	15	16	17	18	19
20	21	22	23	24	25	26
27	28	29	30	31		

January 2022

M	T	W	T	F	S	S
					1	2
3	4	5	6	7	8	9
10	11	12	13	14	15	16
17	18	19	20	21	22	23
24	25	26	27	28	29	30
31						

February 2022

M	T	W	T	F	S	S
	1	2	3	4	5	6
7	8	9	10	11	12	13
14	15	16	17	18	19	20
21	22	23	24	25	26	27
28						

March 2022

M	T	W	T	F	S	S
	1	2	3	4	5	6
7	8	9	10	11	12	13
14	15	16	17	18	19	20
21	22	23	24	25	26	27
28	29	30	31			

April 2022

M	T	W	T	F	S	S
				1	2	3
4	5	6	7	8	9	10
11	12	13	14	15	16	17
18	19	20	21	22	23	24
25	26	27	28	29	30	

May 2022

M	T	W	T	F	S	S
						1
2	3	4	5	6	7	8
9	10	11	12	13	14	15
16	17	18	19	20	21	22
23	24	25	26	27	28	29
30	31					

June 2022

M	T	W	T	F	S	S
		1	2	3	4	5
6	7	8	9	10	11	12
13	14	15	16	17	18	19
20	21	22	23	24	25	26
27	28	29	30			


# Placing your bin correctly


Please place two bins out for collection each week:



Refer to your Bin Collection Calendar for your collection weeks.

To ensure our waste trucks are able to collect your bins, please ensure you have left enough space and follow the below guidelines:

 **Keep the weight of the bin under 70kg**

 **Ensure your bin lid can close & do not overfill**

 **Ensure no vehicles are parked in front of bins**



**Place bins out by 6am of your collection day**



At least **1m** from cars and street signs




Place bins at least **0.5m** apart

with front of bin facing road



At least **1m** from trees and not under tree canopy (where possible)



## Household Hazardous Waste Drop Off

**Household Hazardous Waste (HHW)** contains chemicals or substances that can be harmful. Any leftover chemicals – including paints, solvents, pesticides and even cleaning products – should **not** be put in your household bins. These can be hazardous and should be disposed of safely.

### Examples include:

- |  |   |
|--|---|
| <ul style="list-style-type: none"><li>acids and alkalis</li><li>aerosols</li><li>batteries (household)</li><li>construction waste</li><li>engine coolants and glycols</li><li>E-waste ie. Computers, mobile phones and electrical appliances</li><li>fire extinguishers - non halon (red only)</li><li>flammables</li><li>flares</li></ul> | <ul style="list-style-type: none"><li>fluorescent lamps and tubes (CFLs)</li><li>gas cylinders (small household)</li><li>household chemicals (e.g. cleaners)</li><li>paint</li><li>pesticides/herbicides</li><li>poisons/toxins</li><li>pool chemicals</li><li>smoke detectors</li><li>unknown chemicals (must be in sealed, chemical resistant containers)</li></ul> |
|--|---|

These items can be disposed of at the two drop-off facilities listed below, most of which can be dropped off free. Both centres also have 'Reuse Shops' with a wide variety of rescued items for sale.

ASBESTOS MUST go to Tamala Park or Red Hill Waste Management Facility ONLY. Conditions apply.

See our website for more information: [www.vincent.wa.gov.au/residents/waste-recycling/household-hazardous-waste.aspx](http://www.vincent.wa.gov.au/residents/waste-recycling/household-hazardous-waste.aspx)

## Drop Off Centres

### Tamala Park Waste Facility

1700 Marmion Ave, Mindarie  
Ph: 9306 6303

### Tamala Park Reuse Shop

Entrance trough Tamala Waste Facility

### Recycling Centre Balcatta

238 Balcatta Road, Balcatta  
Ph: 9205 8555

### Balcatta Recycling Shop

Entrance through Balcatta  
Recycling Centre



### Recycling Stations in the City of Vincent

Do not place household batteries, fluorescent globes/CFLs, mobile phones or ink cartridges in your household bins. They can be recycled but only if disposed of correctly. You can drop these items off at dedicated recycling stations located around the City:

- **City of Vincent Library** 99 Loftus Street, Leederville (includes mobile phones)
  - **Beatty Park** 220 Vincent Street, Leederville
  - **Hawaiian's Mezz Shopping Centre** 148 Scarborough Beach Road, Mount Hawthorn
- **North Perth Plaza Shopping Centre** 391 Fitzgerald Street, North Perth
  - **Woolworths Highgate** 80 Bulwer Street, Perth

Some Officeworks & Bunnings stores also have collection points for these and other e-waste items.





### Containers for change

**Containers for Change** is WA's state-wide container deposit scheme that lets you cash in eligible containers for 10 cents each. In WA, we use more than 1.3 billion eligible drink containers each year. That's enough to line a path from Perth to Broome!

Fundraising options are also available for local schools, clubs, charities and community organisations. So start collecting your containers to cash in!

To find your nearest Containers for Change Refund Point, head to [www.containersforchange.com.au/wa/where-to-return](http://www.containersforchange.com.au/wa/where-to-return)

### Which containers are eligible?

Accepted:	Not accepted:
<div></div> <p>Most aluminium, glass, plastic, steel and liquid paperboard drink containers between 150ml and 3L are eligible for refund.</p> <p>Eligible containers must:</p> <ul style="list-style-type: none"><li>• Be included on the scheme's list of products.</li><li>• Display the refund mark (e.g. '10c refund at collection depots/points in participating State/Territory of purchase')</li></ul>	<div></div> <p>There are some drink containers that are not eligible for a refund. Generally, excluded containers are those that are less than 150ml and greater than 3L.</p> <p>Excluded containers:</p> <ul style="list-style-type: none"><li>• Any plain milk containers</li><li>• Any glass containers which have contained wine or pure spirits</li><li>• Containers 1L or larger which have contained flavoured milk, pure fruit or vegetable juice</li><li>• All cordial or syrup containers</li><li>• Registered health tonics</li></ul>



# Recyclables

The **YELLOW LID BIN** is for your recyclables like cardboard, glass, paper, plastic containers, steel and aluminium cans. Your recycling bin will be collected **fortnightly**.

Allowed:	Not allowed:
<ul style="list-style-type: none"><li>• Paper (not shredded)</li><li>• Cardboard (flattened)</li><li>• Plastic containers and bottles (lids removed)</li><li>• Glass bottles and jars (inc. broken glass)</li><li>• Aluminium and steel cans (inc. food cans and pet food tins)</li><li>• Aluminium foil (clean and scrunched into tennis ball size)</li><li>• Magazines, newspaper, paper bags, wrapping paper, envelopes</li><li>• Egg cartons</li></ul>	<ul style="list-style-type: none"><li>• NO aerosol cans</li><li>• NO meat trays</li><li>• NO soft plastics</li><li>• NO nappies</li><li>• NO polystyrene or foam</li><li>• NO long-life cartons e.g. long life milk, soy / plant milks &amp; stock cartons</li><li>• NO food or garden waste</li><li>• NO clothing or textiles</li><li>• NO bound or spiral books</li><li>• NO electronic waste or batteries</li></ul>

**DO NOT BAG YOUR RECYCLABLES! Rinse your empty containers and place them loosely in the bin!**



## Which bin do I put it in?

For a comprehensive A-Z sorting guide for your 3 bin FOGO system, including tricky items that cannot be placed in your kerbside bins, visit the **Recycle Right** website – [recycleright.wa.gov.au](http://recycleright.wa.gov.au) or download the Recycle Right app!

## Helpful Tips

**ALUMINIUM** is infinitely recyclable! It doesn't degrade or lose its integrity in the recycling process. Recycling aluminium saves 95% of the energy used to produce virgin aluminium.

Save your pieces of clean aluminium foil in a jar. When you have enough, bunch them up into a ball the size of a tennis ball and pop it into your yellow lid recycling bin!



Rinse your jars, bottles and plastic containers in your used dish washing water or pop them in the dishwasher with your other dishes.



Pump and spray pack lids should also be removed from bottles and put in the general waste bin.



Small plastic bottle lids such as milk bottle or soft drink lids should be removed and placed into the red lid General waste bin. They are too small to be picked up in the recycling process.



# FOGO KITCHEN CADDY INFORMATION

Your benchtop caddy makes sorting your food organics in the kitchen simple.



### Go Nude!

Put your food scraps straight into your kitchen caddy and FOGO bin - no liners needed! Just rinse & dry your caddy after emptying.



### Newspaper

Line your kitchen caddy with newspaper or re-use a paper bag.



### Compostable Liners

Please only use certified home compostable liners in your FOGO bin.

Your caddy is dishwasher safe! Just pop the lid off as colours may fade on the stamp.

## Look out for the Home Compostable Australian Standard symbols to ensure they are 100% plant based.

If bags are less than 100% plant based, they contain plastic and cannot go in your FOGO bin.

The token provided on the front of this Guide can be exchanged for one pack of 75 compostable liners from the City of Vincent Library.

You will receive 2 new tokens with your next Waste Guide in June 2022.



## Compostable vs Biodegradable

**✓ Compostable** means made from 100% plant starch which breaks down into non-toxic elements in a composting system.

**X Biodegradable** means it breaks down into microplastics, which are harmful to the environment and will contaminate the FOGO compost.



If it didn't live or grow, it's not FOGO

## Food Organics and Garden Organics

Your **FOGO** waste will be made into high quality compost so there must be NO contamination. Your starter pack includes a kitchen caddy and compostable caddy liners to collect your food scraps. Your FOGO bin will be collected **weekly**.

Allowed:	Not allowed:
<b>Food waste including:</b> <ul style="list-style-type: none"><li>Fruit and vegetables</li><li>Meat &amp; bones (raw or cooked)</li><li>Seafood, including shells</li><li>Tea bags and coffee grounds</li><li>Bread and dairy products</li><li>Food leftovers and scraps</li><li>Egg shells</li><li>Out-of-date food (unpackaged)</li></ul> <b>Garden organics including:</b> <ul style="list-style-type: none"><li>Lawn clippings</li><li>Leaves</li><li>Flowers and weeds</li><li>Small branches</li></ul> <b>Other products including:</b> <ul style="list-style-type: none"><li>Food-soiled paper and cardboard (pizza boxes)</li><li>Tissues &amp; paper towels</li><li>Shredded paper</li><li>Pet poo and kitty litter</li><li>Human / pet hair</li></ul>	<ul style="list-style-type: none"><li>Anything in non-compostable bags</li><li>Biodegradable packaging / plant-based plastic packaging</li><li>Disposable coffee cups</li><li>Ceramics and glass</li><li>Coffee pods</li><li>Garden prunings greater than 30cm in width and length</li><li>General waste</li><li>Hoses and garden tools</li><li>Nappies and hygiene products (including compostable)</li><li>Plastic bags and packaging</li><li>Plant pots (plastic and ceramic)</li><li>Rocks and pebbles</li><li>Soil and sand</li><li>Textiles</li><li>Timber (treated or untreated)</li><li>Turf</li><li>Shiny paper, waxed paper and cardboard labels, tape, etc.</li></ul>





# 如何分类垃圾

Simplified Chinese

## FOGO垃圾箱

(食品有机物花园有机物)

水果和蔬菜

肉类和海鲜

用过的厨房纸和面巾纸

面包、米饭和乳制品

花园有机物

粘染食物的硬纸板

可堆肥内衬袋

## 回收垃圾箱

玻璃瓶和罐子

塑料瓶和容器

金属罐

硬纸板

纸

物品要散放、进行冲洗并去除盖子

## 普通垃圾箱

损坏的衣物

纸尿裤

软塑料  
(或送到REDcycle箱)

聚苯乙烯

咖啡杯

这些物品不能放入任何路边的垃圾箱。请送往你当地的回收中心。

电池

电灯泡

电子废物

油漆

气溶胶罐

# Cách phân loại rác thải của bạn

Vietnamese

## Thùng rác FOGO

(Chất hữu cơ thực phẩm chất hữu cơ làm vườn)

Rau quả

Thịt và hải sản

Khăn giấy cuộn và khăn giấy đã sử dụng

Bánh mì, gạo và sản phẩm bơ sữa

Chất hữu cơ làm vườn

Bìa cứng còn dính bẩn thức ăn

Lốp lót có thể ủ

## Thùng rác tái chế

Chai và bình thủy tinh

Chai và bình chứa nhựa

Lon

Bìa cứng

Giấy

Các đồ vật lòng chảo, đã rửa sạch và tháo nắp

## Thùng rác tổng hợp

Quần áo hư hại

Tã lót

Nhựa mềm  
(hoặc đem đến thùng rác REDcycle)

Polystyrene

Cốc cà phê

Không thể cho các đồ vật này vào các thùng rác lề đường. Đem đến điểm thải bỏ địa phương.

Pin

Đèn cầu

Chất thải điện tử

Sơn

Bình xịt sol khí (aerosol)



欲了解更多信息，请致电 9273 6000 或访问 [www.vincent.wa.gov.au/foغو](http://www.vincent.wa.gov.au/foغو)



A Waste Authority Program



CITY OF VINCENT



Để biết thêm thông tin gọi cho chúng tôi theo số 9273 6000 hoặc truy cập [www.vincent.wa.gov.au/foغو](http://www.vincent.wa.gov.au/foغو)



A Waste Authority Program



CITY OF VINCENT

**Please remove this magnet  
before recycling this guide in your  
yellow top bin at the end of June 2022.**

.....

The magnets can be placed in your red lid  
General Waste bin

**OR**

Reuse the magnets for fun  
craft projects or attach them to the  
back of photos to display on  
your fridge!



**CITY OF VINCENT**

## **City of Vincent**

244 Vincent Street, Leederville WA 6007

**Office hours:** Monday – Friday, 8:30am – 5pm

**Phone:** 08 9273 6000

**Email:** [mail@vincent.wa.gov.au](mailto:mail@vincent.wa.gov.au)

**Website:** [www.vincent.wa.gov.au/residents/waste-recycling.aspx](http://www.vincent.wa.gov.au/residents/waste-recycling.aspx)

*Printed on 100% recycled paper*