

**7.1 FINANCIAL STATEMENTS AS AT 31 AUGUST 2024**

**Attachments:** 1. Financial Statements as at 31 August 2024

**RECOMMENDATION:**

That Council **RECEIVES** the Financial Statements for the month ended 31 August 2024 as shown in Attachment 1.

**PURPOSE OF REPORT:**

To present the statement of financial activity for the period ended 31 August 2024.

**DELEGATION:**

*Regulation 34 (4) of the Local Government (Financial Management) Regulations 1996* requires the local government to prepare a statement of financial activity each month, which is to be presented to Council within 2 months after the end of the relevant month.

**BACKGROUND:**

Regulation 34 (1) of the *Local Government (Financial Management) Regulations 1996* requires a local government to prepare each month a statement of financial activity including the sources and applications of funds, as compared to the budget.

**DETAILS:**

The following documents, included as **Attachment 1**, comprise the statement of financial activity for the period ended **31 July 2024**:

<b>Note</b>	<b>Description</b>	<b>Page</b>
1.	Statement of Financial Activity by Nature or Type Report	1
2.	Net Current Funding Position	2
3.	Statement of Financial Position	3
4.	Summary of Income and Expenditure by Service Areas	4-6
5.	Capital Expenditure including Funding graph and Capital Works Schedule	7-12
6.	Cash Backed Reserves	13
7.	Receivables: Rates and Other Debtors	14
8.	Beatty Park Leisure Centre Financial Position	15-16

**Explanation of Material Variances**

The materiality thresholds used for reporting variances are 10% and \$20,000, respectively. This means that variances will be analysed and separately reported when they are more than 10% (+/-) of the year-to-date budget and where that variance exceeds \$20,000 (+/-). This threshold was adopted by Council as part of the budget adoption for 2023/2024 and is used in the preparation of the statements of financial activity when highlighting material variance in accordance with *Financial Management Regulation 34(1) (d)*.

In accordance with the above, all material variances as at 31 August 2024 have been detailed in the variance comments report in **Attachment 1**.

**Comments on the Statement of Financial Activity by Nature or Type (as at Attachment 1).**

**Revenue by Nature or Type** (on page 1) is tracking higher than the YTD budgeted revenue by \$563,452 (1.1%). The following items materially contributed to this position:

- A favourable variance of \$566,886 in Fees and Charges mostly due to timing variances in:
  - \$203,253 favourable ranger services parking and infringement revenue,
  - \$137,249 favourable Beatty park enrolment fees and membership fees,
  - \$96,552 favourable waste management fees,
  - \$65,179 favourable swimming pool inspection fees,
  - \$52,414 favourable building leases and rentals, and:
  - \$42,534 favourable development application fees.
- An unfavourable timing variance in Operating grants, subsidies, and contributions of \$255,183.
- A favourable variance in Interest earnings of \$123,572 mostly due to timing variances.
- A favourable variance of \$93,107 in other revenue mostly due to a reimbursement of GST from sale of land at Catalina Regional Council.

**Expenditure by Nature or Type** (on page 1) is favourable, attributed by an under-spend of \$3,582,459 (30.6%). The following items materially contributed to this position:

- \$2,187,108 favourable Depreciation expense due to timing variances.
- \$1,021,984 favourable Materials and Contracts mainly due to timing variances.
- \$214,068 favourable Employee related costs mostly due to timing variances.
- \$183,501 favourable Utility charges due to timing variances.
- \$50,959 favourable interest expense due to timing variances.
- \$74,797 unfavourable other expenses mostly due to timing variances.

### Surplus Position

The surplus position brought forward to 2024/25 is \$7,927,084 compared to the adopted budget amount of \$4,689,661. The actual opening surplus figure will be adjusted after the year audit has been finalised in December 2024.

The favourable opening surplus position also includes a higher brought forward payment of \$1,294,204 in Federal Grant Funding. An adjustment will be required at Mid-Year Budget Review 2024/25 to reduce the budgeted grant revenue in lieu of the higher brought forward payment and account for capital carry forward amounts.

### Content of Statement of Financial Activity

An explanation of each report in the Statement of Financial Activity (**Attachment 1**), along with some commentary, is below:

1. Statement of Financial Activity by Nature or Type Report (Note 1 Page 1)  
This statement of financial activity shows revenue and expenditure classified by Nature or Type.
2. Net Current Funding Position (Note 2 Page 2)  
'Net current assets' is the difference between the current assets and current liabilities, less committed and restricted assets.
3. Statement of Financial Position (Note 3 Page 3)  
This statement of financial position shows the new current position and the total equity of the City.
4. Summary of Income and Expenditure by Service Areas (Note 4 Page 4-6)  
This statement shows a summary of operating revenue and expenditure by service unit including variance commentary.
5. Capital Expenditure and Funding Summary (Note 5 Page 7-12)  
The full capital works program is listed in detail in Note 5 in **Attachment 1**. The attachment includes a summary of the year-to-date expenditure of each asset category and the funding source associated to the delivery of capital works.

6. Cash Backed Reserves (Note 6 Page 13)

The cash backed reserves schedule provides a detailed summary of the movements in the reserve portfolio, including transfers to and from the reserve. The balance as at 31 August 2024 is \$24,561,370.

7. Receivables: Rating Information (Note 7 Page 14)

The notices for rates and charges levied for 2024/25 were issued on 25 August 2024. *The Local Government Act 1995* provides for ratepayers to pay rates by four instalments. The due dates for each instalment are:

	Due Date
First Instalment	30 August 2024
Second Instalment	1 November 2024
Third Instalment	3 January 2025
Fourth Instalment	7 March 2025

The outstanding rates debtors balance at 31 August 2024 was \$25,940,143, excluding deferred rates of \$172,457. The outstanding rates percentage at 31 August 2024 was 49.71% compared to 58.37% for the same period last year.

8. Receivables: Other Debtors (Note 7 Page 14)

Total trade and other receivables at 31 August 2024 were \$3,710,074. Below is a summary of the significant items with an outstanding balance over 90 days:

- \$817,255 relates to unpaid infringements (plus costs) over 90 days. Infringements that remain unpaid for more than two months are referred to the Fines Enforcement Registry (FER), which then collects the outstanding balance on behalf of the City for a fee.
- \$170,762 relates to cash-in-lieu of car parking debtors. In accordance with the *City's Policy 7.7.1 Non-residential parking*, Administration has entered into special payment arrangements with long outstanding cash in lieu parking debtors to enable them to pay their debt over a fixed term of five years.

9. Beatty Park Leisure Centre – Financial Position report (Note 8 Page 15-16)

As at 31 August 2024, the Centre's net surplus position was \$445,389 compared to the year to date budget of \$157,365.

**CONSULTATION/ADVERTISING:**

Not applicable.

**LEGAL/POLICY:**

*Section 6.4 of the Local Government Act 1995* requires a local government to prepare an annual financial report for the preceding year and other financial reports as prescribed.

*Regulation 34 (1) of the Local Government (Financial Management) Regulations 1996* requires the local government to prepare a statement of financial activity each month, reporting on the source and application of funds as set out in the adopted annual budget.

A statement of financial activity and any accompanying documents are to be presented at an Ordinary Meeting of the Council within two months after the end of the month to which the statement relates. *Section 6.8 of the Local Government Act 1995* specifies that a local government is not to incur expenditure from its Municipal Fund for an additional purpose except where the expenditure is authorised in advance by an absolute majority decision of Council.

**RISK MANAGEMENT IMPLICATIONS:**

Low: Provision of monthly financial reports to Council fulfils relevant statutory requirements and is consistent with good financial governance.

**STRATEGIC IMPLICATIONS:**

Reporting on the City's financial position is aligned with the City's *Strategic Community Plan 2022-2032*:

Innovative and Accountable

*Our resources and assets are planned and managed in an efficient and sustainable manner.*

*Our community is aware of what we are doing and how we are meeting our goals.*

*Our community is satisfied with the service we provide.*

*We are open and accountable to an engaged community.*

**SUSTAINABILITY IMPLICATIONS:**

Expenditure within this report facilitates various projects, programs, services and initiatives that contribute to protecting/enhancing the City's built and natural environment and to improving resource efficiency.

**PUBLIC HEALTH IMPLICATIONS:**

Expenditure within this report facilitates various projects, programs and services that contribute to the priority health outcomes within the City's *Public Health Plan 2020-2025*.

**FINANCIAL/BUDGET IMPLICATIONS:**

As contained in this report.

**CITY OF VINCENT**  
**NOTE 1 - STATEMENT OF FINANCIAL ACTIVITY**  
**BY NATURE OR TYPE**  
**FOR THE PERIOD ENDED 31 AUGUST 2024**



CITY OF VINCENT

	Note	Original Budget 2024/25 \$	YTD Budget 31/08/2024 \$	YTD Actual 31/08/2024 \$	YTD Variance \$	YTD Variance %
<b>Opening Funding Surplus(Deficit)</b>		<b>4,689,661</b>	<b>4,689,661</b>	<b>7,927,084</b>	<b>3,237,423</b>	<b>69.0%</b>
<b>Revenue from operating activities</b>						
Rates		44,452,032	44,182,032	44,217,102	35,070	0.1%
Operating Grants, Subsidies and Contributions		1,693,715	282,290	27,107	(255,183)	-90.4%
Fees and Charges		24,628,387	4,181,414	4,748,300	566,886	13.6%
Interest Earnings		2,080,000	446,664	570,236	123,572	27.7%
Other Revenue		1,332,126	212,779	305,886	93,107	43.8%
Profit on Disposal of Assets		4,201,752	1,250,000	1,250,000	0	0.0%
		<b>78,388,012</b>	<b>50,555,179</b>	<b>51,118,631</b>	<b>563,452</b>	<b>1.1%</b>
<b>Expenditure from operating activities</b>						
Employee Costs		(33,656,433)	(5,119,942)	(4,905,874)	214,068	-4.2%
Materials and Contracts		(24,802,697)	(3,810,983)	(2,788,999)	1,021,984	-26.8%
Utility Charges		(1,968,786)	(328,148)	(144,647)	183,501	-55.9%
Depreciation on Non-Current Assets		(13,122,588)	(2,187,108)	0	2,187,108	-100.0%
Interest Expenses		(378,943)	(84,190)	(33,595)	50,595	-60.1%
Insurance Expenses		(801,318)	(133,554)	(133,554)	0	0.0%
Other Expenditure		(881,243)	(58,778)	(133,575)	(74,797)	127.3%
Loss on Disposal of Assets		(13,043)	0	0	0	0.0%
		<b>(75,625,051)</b>	<b>(11,722,703)</b>	<b>(8,140,244)</b>	<b>3,582,459</b>	<b>-30.6%</b>
<b>Operating activities excluded from budget</b>						
Add Deferred Rates Adjustment		0	0	224,576	224,576	0.0%
Add Back Depreciation		13,122,588	2,187,108	0	(2,187,108)	-100.0%
Adjust (Profit)Loss on Asset Disposal		(4,188,709)	(1,250,000)	(1,250,000)	0	0.0%
		<b>8,933,879</b>	<b>937,108</b>	<b>(1,025,424)</b>	<b>(1,962,532)</b>	<b>-209.4%</b>
<b>Amount attributable to operating activities</b>		<b>11,696,840</b>	<b>39,769,584</b>	<b>41,952,963</b>	<b>2,183,379</b>	<b>5.5%</b>
<b>Investing Activities</b>						
Non-operating Grants, Subsidies and Contributions		4,552,261	0	28,144	28,144	0.0%
Purchase Property, Plant and Equipment	4	(9,197,061)	(1,082,000)	(1,011,214)	70,786	-6.5%
Purchase Infrastructure Assets	4	(10,935,546)	(522,000)	(592,290)	(70,290)	13.5%
Proceeds from Joint Venture Operations		3,750,000	1,250,000	1,250,000	0	0.0%
Proceeds from Disposal of Assets		552,350	0	77,266	77,266	0.0%
<b>Amount attributable to investing activities</b>		<b>(11,277,996)</b>	<b>(354,000)</b>	<b>(248,094)</b>	<b>105,906</b>	<b>-29.9%</b>
<b>Financing Activities</b>						
Principal elements of finance lease payments		(264,318)	(49,176)	(49,176)	0	0.0%
Repayment of Loans		(1,498,010)	(514,954)	(514,955)	(1)	0.0%
Transfer to Reserves	5	(6,179,099)	(1,898,182)	(1,911,830)	(13,648)	0.7%
Transfer from Reserves	5	2,982,397	200,137	214,898	14,761	7.4%
<b>Amount attributable to financing activities</b>		<b>(4,959,030)</b>	<b>(2,262,175)</b>	<b>(2,261,063)</b>	<b>1,112</b>	<b>0.0%</b>
<b>Closing Funding Surplus(Deficit)</b>		<b>149,475</b>	<b>41,843,070</b>	<b>47,370,889</b>	<b>5,527,819</b>	<b>13.2%</b>

**CITY OF VINCENT**  
**NOTES TO THE STATEMENT OF FINANCIAL ACTIVITY**  
**NOTE 2 - NET CURRENT FUNDING POSITION**  
**FOR THE PERIOD ENDED 31 AUGUST 2024**



**CITY OF VINCENT**

	Note	YTD Actual	PY Actual
		31/08/2024	31/08/2023
		\$	\$
<b>Current Assets</b>			
Cash Unrestricted		33,877,534	29,931,104
Cash Restricted		24,561,370	19,084,397
Receivables - Rates	6	25,940,143	28,719,764
Receivables - Other	6	3,710,074	4,382,357
Inventories		1,387,319	1,425,099
		<u>89,476,440</u>	<u>83,542,722</u>
<b>Less: Current Liabilities</b>			
Payables		(14,284,870)	(14,537,113)
Provisions - employee		(5,518,882)	(5,770,774)
		<u>(19,803,752)</u>	<u>(20,307,888)</u>
<b>Unadjusted Net Current Assets</b>		<b>69,672,688</b>	<b>63,234,834</b>
<b>Adjustments and exclusions permitted by FM Reg 32</b>			
Less: Reserves - restricted cash	5	(24,561,370)	(19,084,397)
Less: Land held for sale		(1,101,531)	(1,251,293)
Add: Current portion of long term borrowings		1,511,088	1,521,873
Add: Infringement Debtors transferred to non current asset		1,625,260	1,293,417
Add: Current portion of long term finance lease liabilities		266,740	0
		<u>(22,301,799)</u>	<u>(17,461,194)</u>
<b>Adjusted Net Current Assets</b>		<b>47,370,889</b>	<b>45,773,640</b>

**CITY OF VINCENT**  
**NOTE 3 - STATEMENT OF FINANCIAL POSITION**  
**FOR THE PERIOD ENDED 31 AUGUST 2024**



**CITY OF VINCENT**

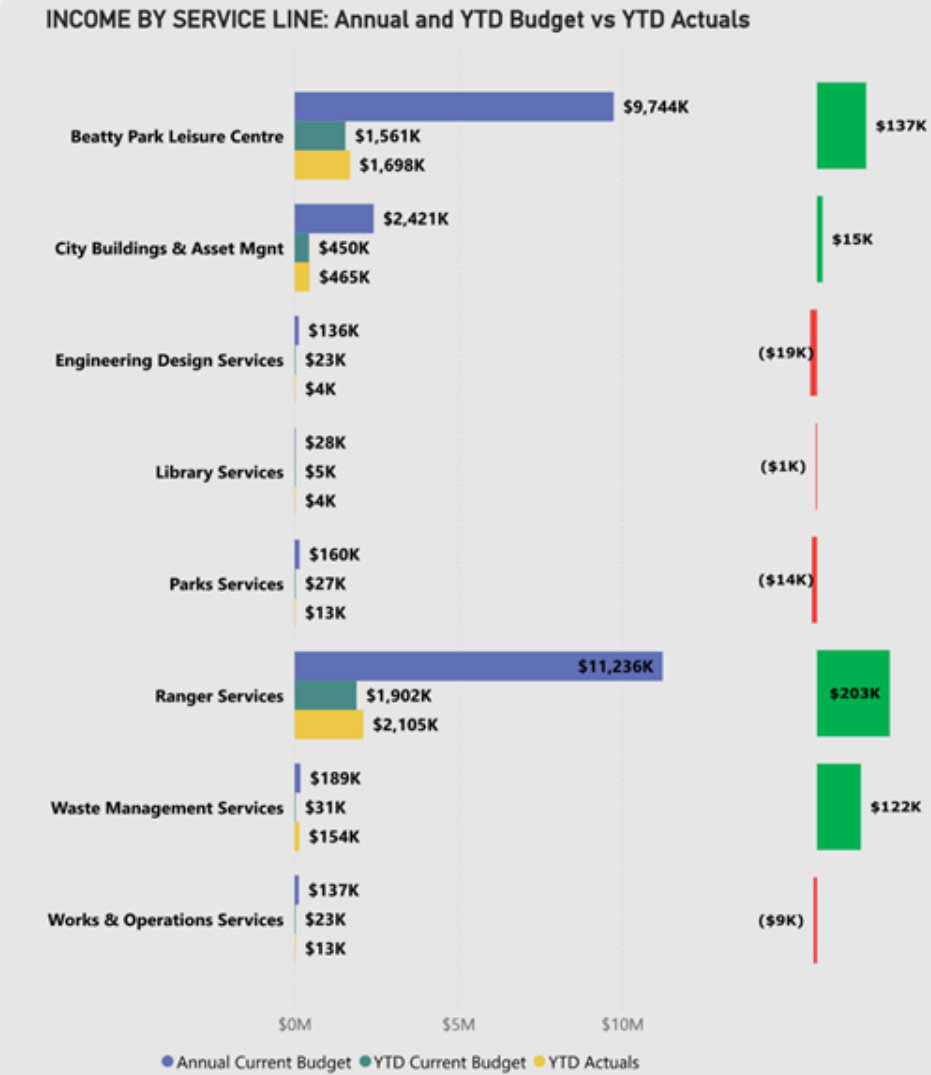
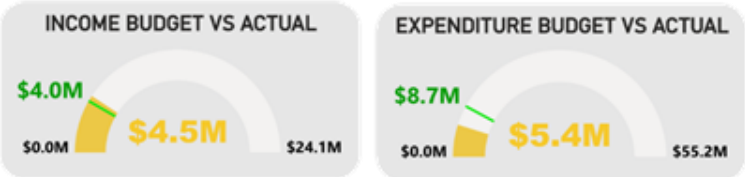
	Note	YTD Actual	PY Actual
		31/08/2024	30/06/2024
		\$	\$
<b>Current Assets</b>			
Cash Unrestricted		33,877,534	15,812,924
Cash Restricted		24,561,370	22,864,438
Receivables - Rates	6	25,940,143	1,345,454
Receivables - Other	6	3,710,074	3,999,440
Inventories		1,387,319	1,402,537
<b>Total Current Assets</b>		<b>89,476,440</b>	<b>45,424,793</b>
<b>Non-Current Assets</b>			
Receivables - Rates		192,732	208,654
Receivables - Other		1,364,454	1,364,454
Inventories		83,972	41,986
Investment in associate		14,962,895	14,962,895
Property, plant and equipment		251,459,389	250,657,162
Infrastructure		149,717,744	149,308,446
Right of use assets		644,136	644,136
Intangible assets		145	145
<b>Total Non-Current Assets</b>		<b>418,425,467</b>	<b>417,187,878</b>
<b>Total Assets</b>		<b>507,901,907</b>	<b>462,612,671</b>
<b>Current Liabilities</b>			
Payables		(14,284,870)	(11,489,328)
Provisions - employee		(5,518,882)	(5,388,014)
<b>Total Current Liabilities</b>		<b>(19,803,752)</b>	<b>(16,877,342)</b>
<b>Non-Current Liabilities</b>			
Borrowings		(8,521,165)	(9,100,796)
Employee related provisions		(541,428)	(541,428)
<b>Total Non-Current Liabilities</b>		<b>(9,062,593)</b>	<b>(9,642,224)</b>
<b>Total Liabilities</b>		<b>(28,866,345)</b>	<b>(26,519,566)</b>
<b>Net Assets</b>		<b>479,035,563</b>	<b>436,093,105</b>
<b>Equity</b>			
Retained Surplus		(153,715,988)	(112,470,462)
Reserve Accounts		(24,561,370)	(22,864,438)
Revaluation Surplus		(300,758,205)	(300,758,205)
<b>Total Equity</b>		<b>(479,035,563)</b>	<b>(436,093,105)</b>

CITY OF VINCENT

NOTE 4 - SUMMARY OF INCOME AND EXPENDITURE

INFRASTRUCTURE AND ENVIRONMENT DIRECTORATE

AS AT 31 AUGUST 2024



**KEY VARIANCE COMMENTARY**  
*(\$20,000 and 10%)*

**Beatty Park Leisure Centre**  
\$137k favourable income mostly due to timing variances in enrolment \$127k and admission fees \$18k. \$398k favourable expenditure mostly due to timing variances in depreciation \$282k, utilities \$67k and materials and contracts \$58k.

**City Buildings & Asset Management**  
\$995k favourable expenditure mostly due to timing variances in depreciation \$734k, materials and contracts \$208k and utilities \$34k.

**Engineering Design Services**  
\$53k favourable expenditure due to timing variances in utilities of \$68k, depreciation in \$33k and materials and contracts \$28k. This is partially offset by an unfavourable timing variance in employee cost \$68k.

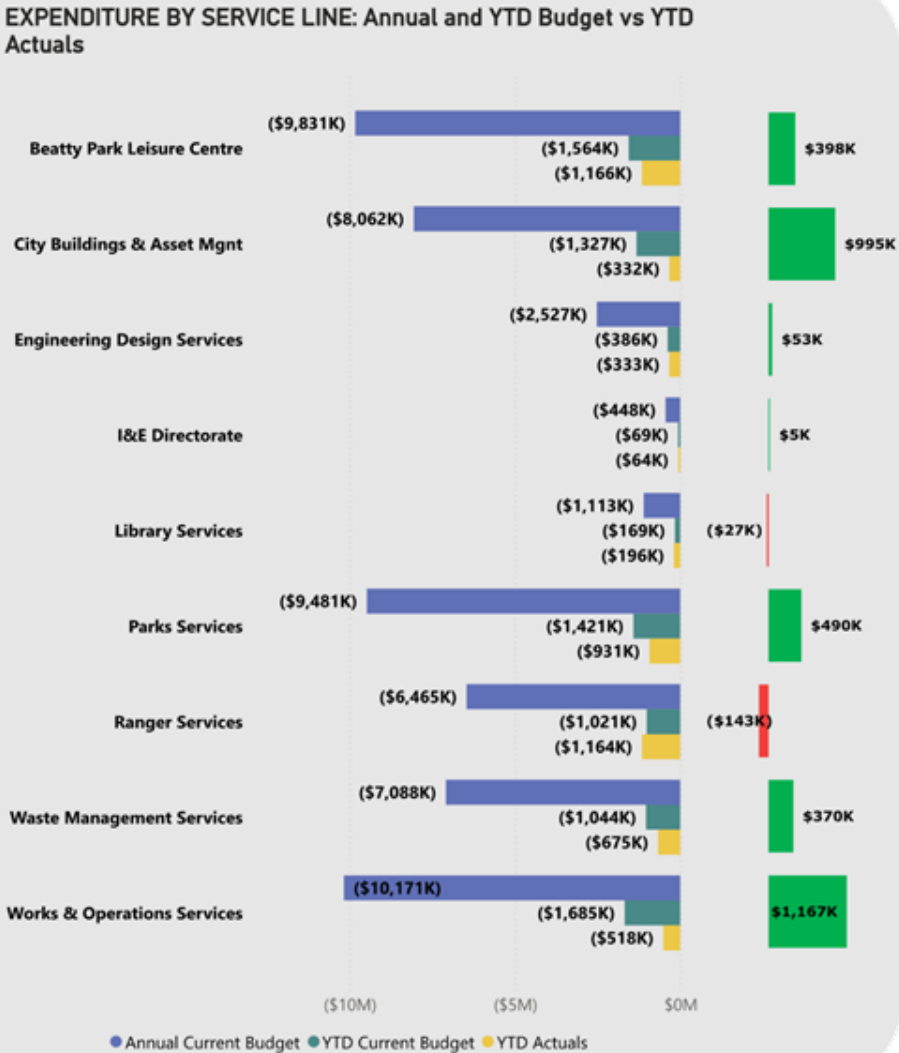
**Library Services**  
\$27k unfavourable expenditure mostly due to timing variances in employee costs of \$27k.

**Parks Services**  
\$490k favourable expenditure mostly due to timing variances in materials and contracts \$226k, depreciation \$208k and employee costs \$177k, partially offset by unfavourable variance in maintenance costs \$130k.

**Ranger Services**  
\$203k favourable income mainly due to parking and infringement revenue. \$143k unfavourable expenditure mainly due to timing variances in materials and contracts \$337k, partially offset by a favourable variance in other expenditure \$111k and depreciation \$62k.

**Waste Management Services**  
\$122k favourable income variance due to timing variances in fees and charges of \$96k and other revenue of \$26k. \$370k favourable expenditure mostly due to timing variance in materials and contracts of \$251k and employee costs \$96k.

**Works & Operations Services**  
\$1,167k favourable expenditure mostly due to timing variances in depreciation \$866k, materials and contracts \$180k and employee costs \$132k.





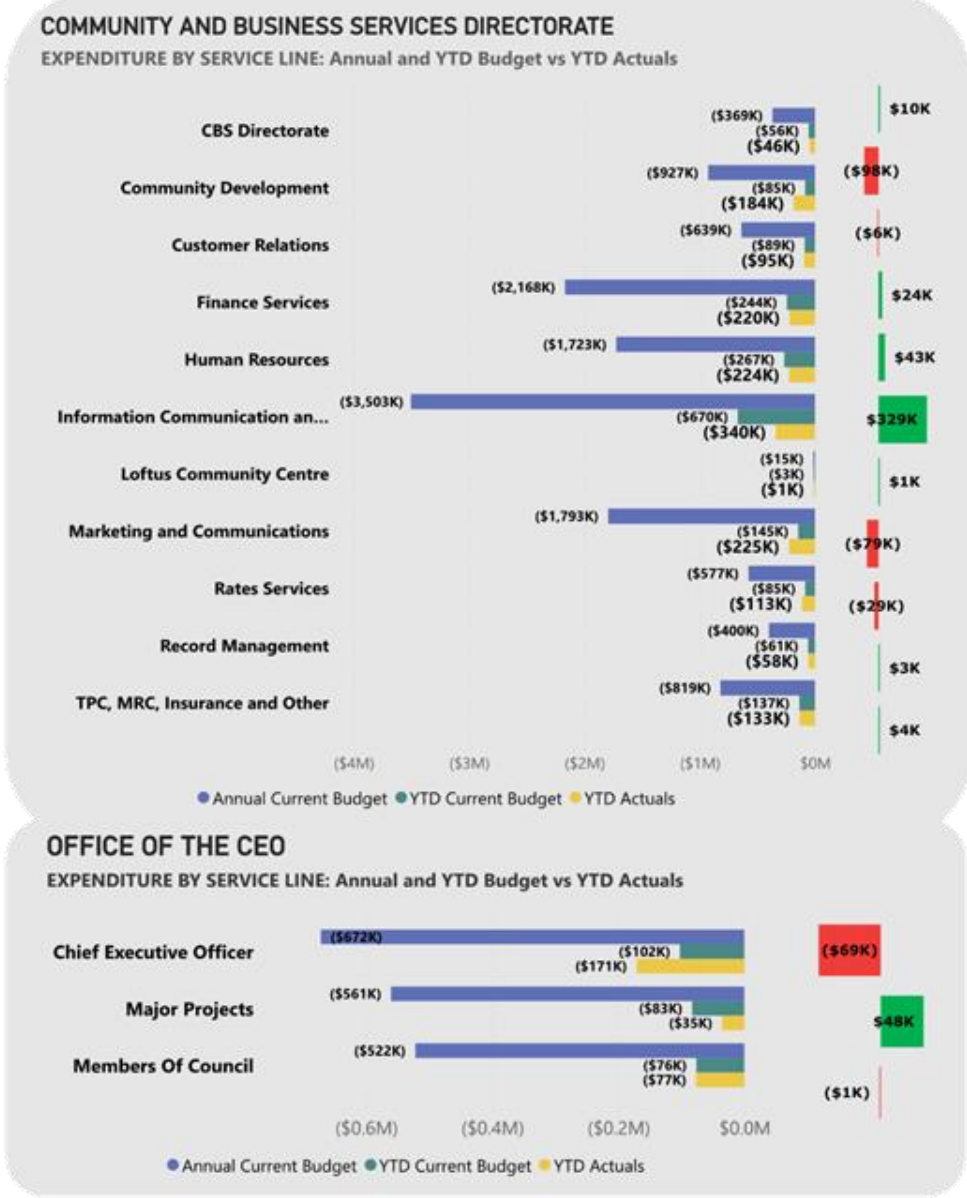
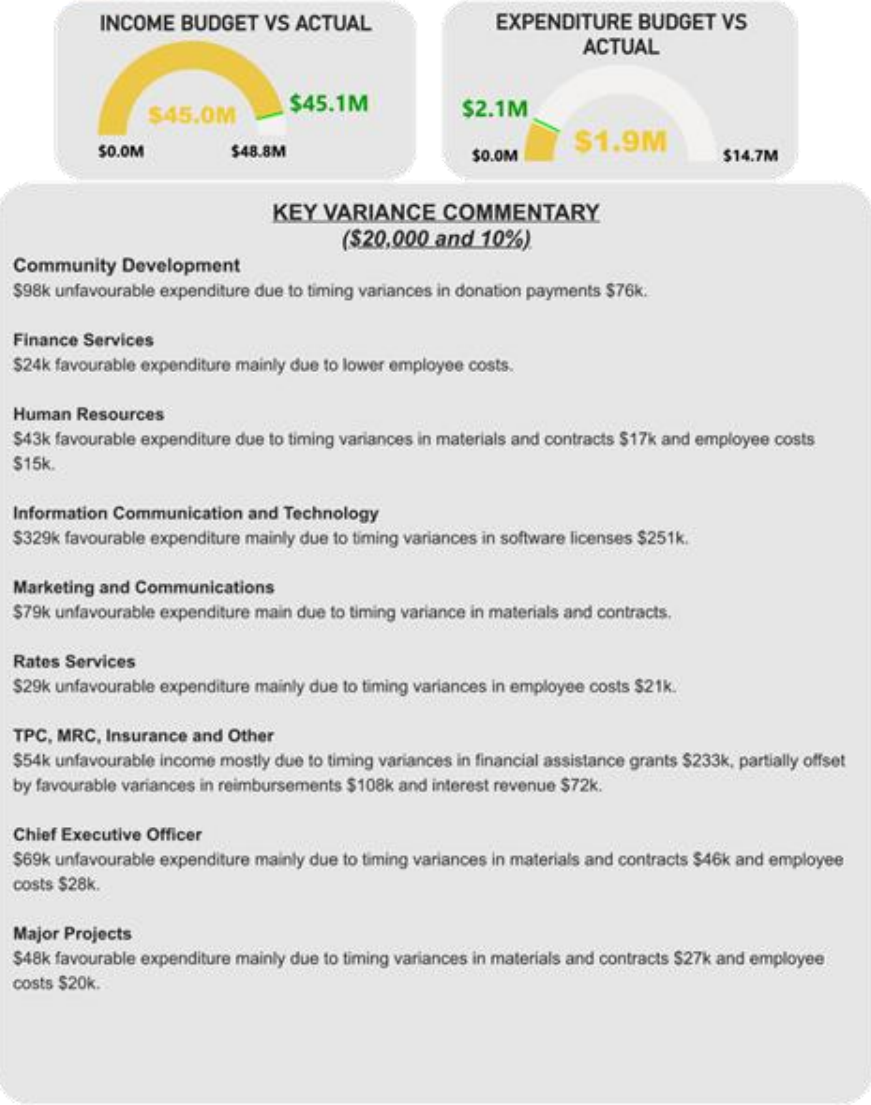
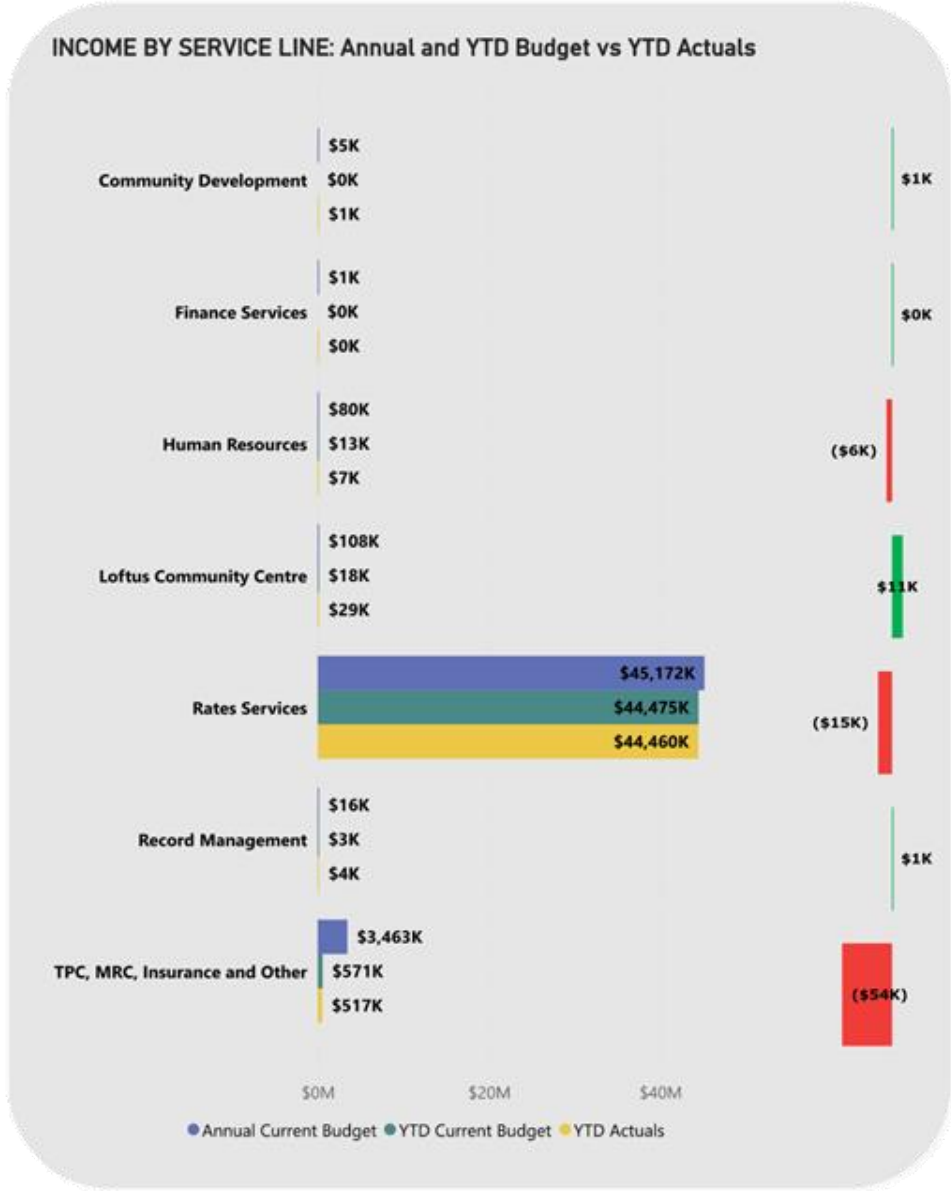
CITY OF VINCENT

NOTE 4 - SUMMARY OF INCOME AND EXPENDITURE

COMMUNITY & BUSINESS SERVICES DIRECTORATE

OFFICE OF THE CEO

AS AT 31 AUGUST 2024



CITY OF VINCENT

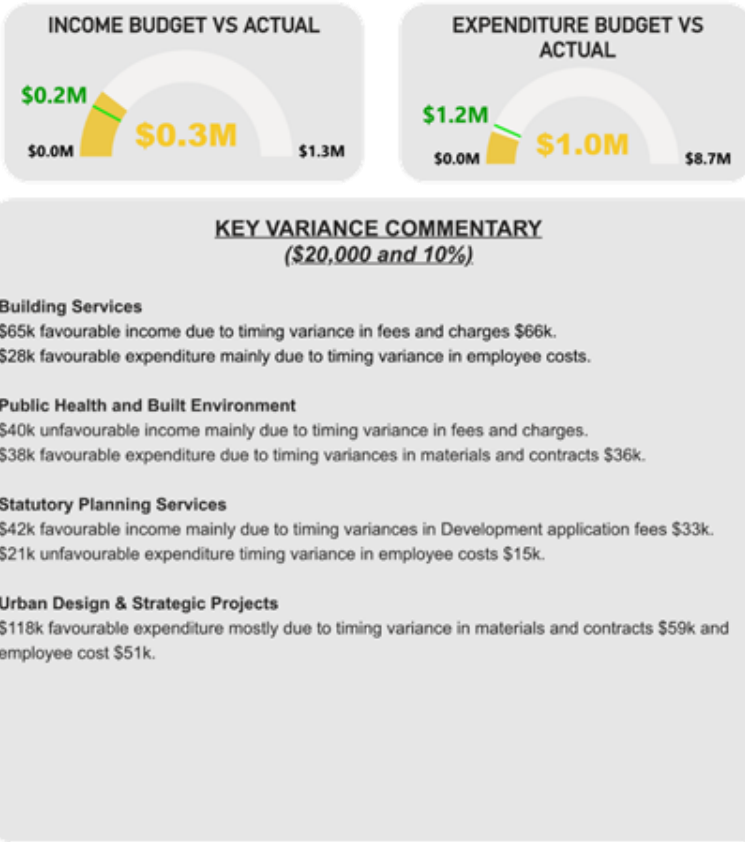
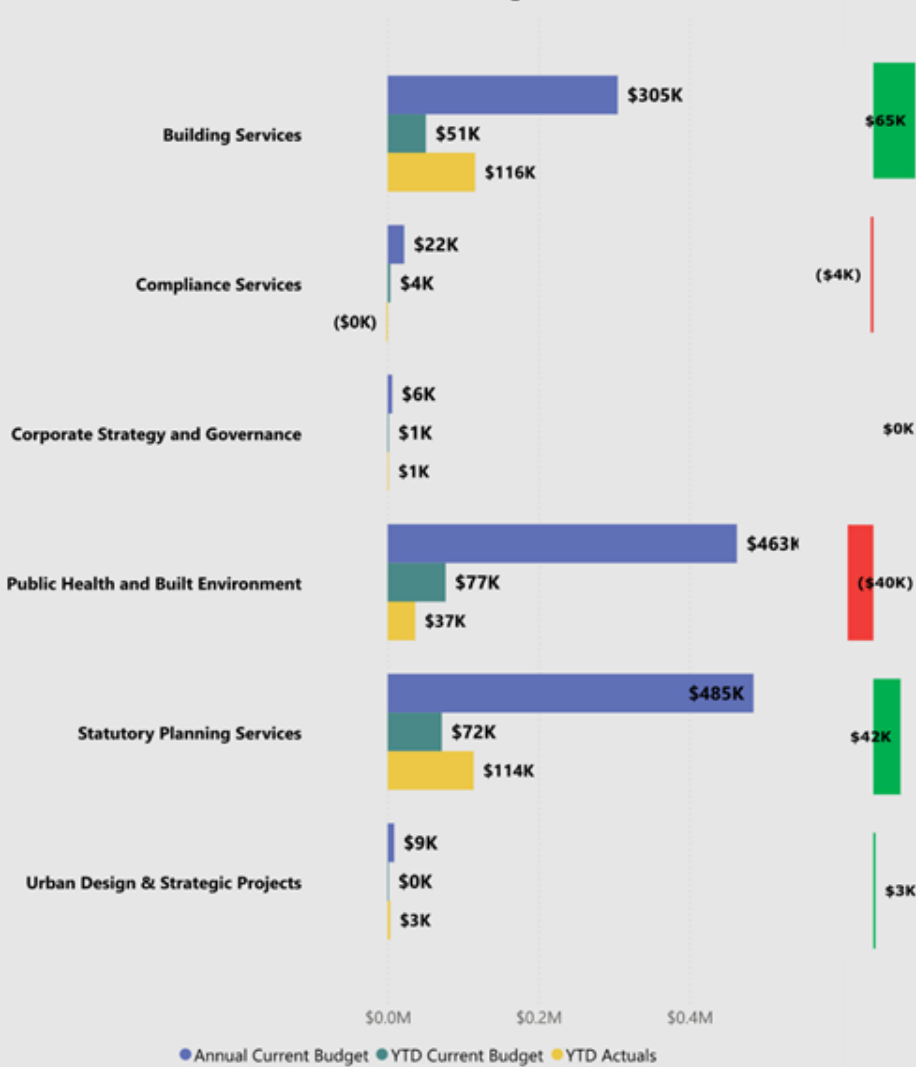
NOTE 4 - SUMMARY OF INCOME AND EXPENDITURE

STRATEGY AND DEVELOPMENT DIRECTORATE

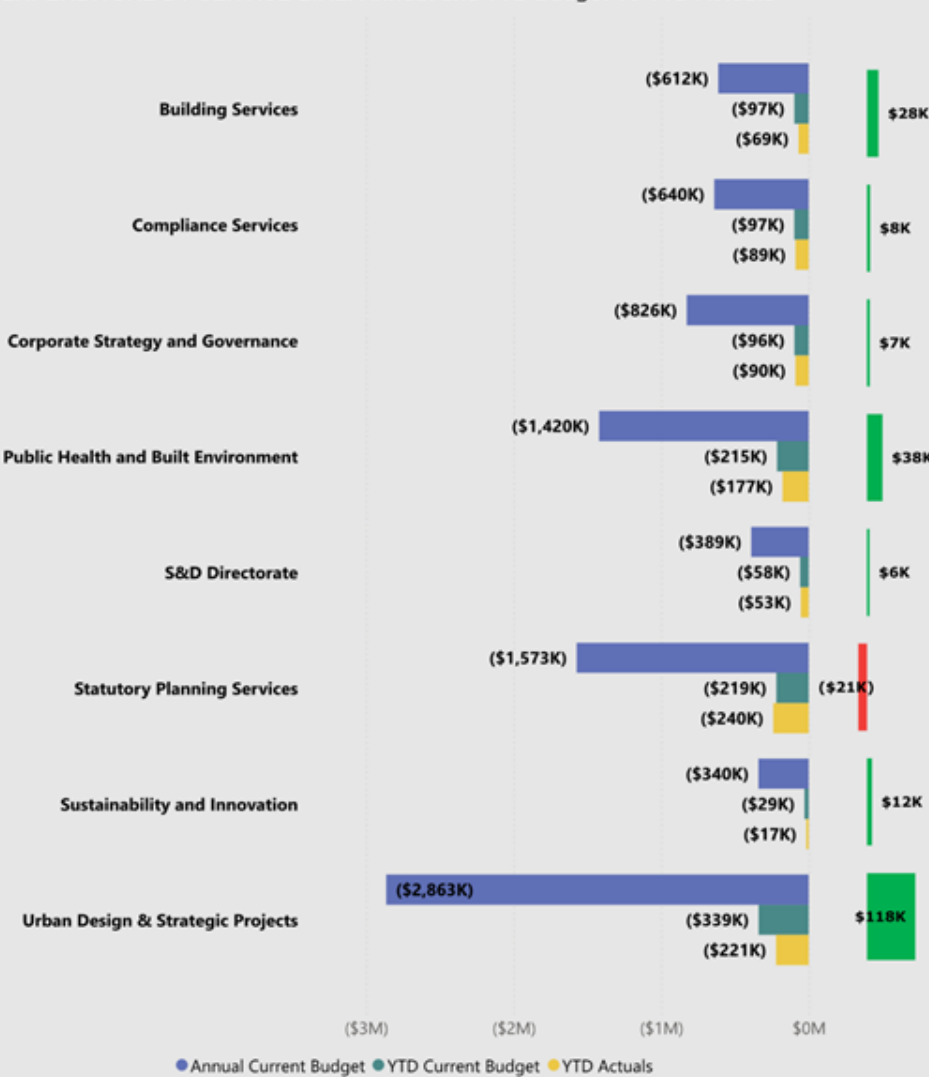
AS AT 31 AUGUST 2024

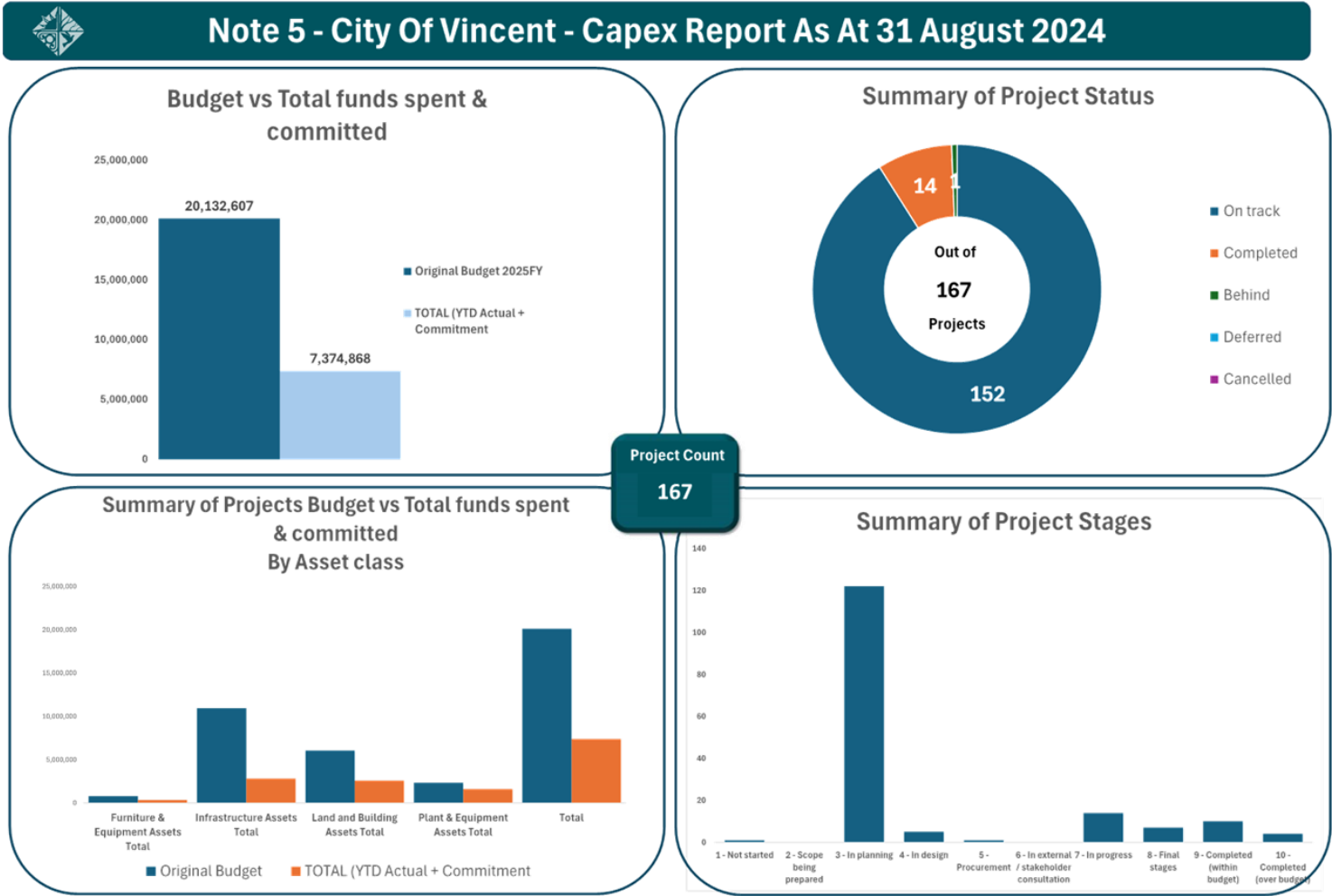


INCOME BY SERVICE LINE: Annual and YTD Budget vs YTD Actuals



EXPENDITURE BY SERVICE LINE: Annual and YTD Budget vs YTD Actuals





CITY OF VINCENT  
NOTE 5 - CAPITAL WORKS SCHEDULE 2024/25  
AS AT 31 AUGUST 2024

WO Name	Original Budget 2025FY	YTD Budget	YTD Actual	YTD Variance	Commitment	TOTAL (YTD Actual + Commitment	Status	Stage	Commentary
<b>Land and Building Assets</b>									
<b>Air Conditioning &amp; HVAC Renewal</b>									
Air Conditioning & HVAC Renewal - Admin	484,000	-	-	-	-	-	On track	3 - In planning	Design phase.
Air Con & HVAC Renew - Miscellaneous	91,570	50,000	50,900	(900)	27,527	78,427	On track	3 - In planning	Design phase.
Air Con/HVAC Renew - Mt Hawthorn Comm Centre (Leased)	100,000	-	-	-	-	-	On track	3 - In planning	Design phase.
Leederville Oval - HVAC Renewal - East Perth Function Room	120,000	-	-	-	11,200	11,200	On track	3 - In planning	Design phase.
<b>Public Toilet Renewal Program</b>									
Britannia Road Pavilion Toilets - Roof Resheeting	70,000	-	-	-	-	-	On track	3 - In planning	Obtaining quotations.
<b>BPLC - Construction of Indoor Changerooms</b>									
BPLC - Construc & Fit Out Indoor Pool Changerooms	742,352	250,000	177,779	72,221	606,947	784,726	On track	7 - In progress	Works ongoing
<b>Litis Stadium changerroom redevelopment</b>									
Infrastructure Works - Litis Stadium	1,900,000	350,000	335,947	14,053	589,721	925,668	On track	3 - In planning	On track
Floreat Athena Clubroom Refurbishment - Litis Stadium	221,653	20,000	14,222	5,778	206,550	220,772	On track	3 - In planning	Toilet refurbishment commenced.
<b>Beatty Park Leisure Centre - Facilities Infrastruc</b>									
BPLC - Facilities Infrastructure Renewal	250,000	75,000	72,299	2,701	136,584	208,883	On track	3 - In planning	Asbestos remediation scope has been prepared.
BPLC - Pool Tiling Works	6,848	-	-	-	29,409	29,409	On track	3 - In planning	
BPLC - Eastern Side Grandstand - Water Ingress	350,000	-	-	-	-	-	On track	3 - In planning	Asbestos remediation scope has been prepared.
<b>Miscellaneous Asset Renewal (City Buildings)</b>									
Misc Asset Renewal - City buildings	100,000	-	-	-	-	-	On track	3 - In planning	
Loftus - Gymnastics WA - Renew Fans and Ventilation	100,000	-	-	-	-	-	On track	3 - In planning	
Forrest Park Croquet - Kitchen Renewal	15,000	-	-	-	-	-	On track	3 - In planning	Design phase
City Buildings Painting Renewal	30,000	-	-	-	-	-	On track	3 - In planning	
<b>Land and Building Asset Renewal Projects</b>									
DLGSC - Lighting Renewal	243,302	-	-	-	948	948	On track	3 - In planning	Design review
Lease Property Non Scheduled Renewal	101,500	-	-	-	20,051	20,051	On track	3 - In planning	
Library Renewals - Upgrades to Accessibility	85,000	-	-	-	-	-	On track	3 - In planning	Scoping is underway
Gym roof repairs (Leased Belgravia)	60,000	-	-	-	-	-	On track	3 - In planning	
Lift Renewal - Administration & Civic Centre	240,000	110,000	114,487	(4,487)	131,210	245,697	On track	3 - In planning	Contractors engaged.
Leederville Oval - Misc Buildings Renewal	12,436	-	-	-	12,436	12,436	On track	3 - In planning	Retention money to be paid this FY.
Administration Centre Stage 1 - Accessibility (2024)									
Stage 2 - Customer Service and Foyer Renewal (2025)	300,000	-	2,100	(2,100)	13,898	15,998	On track	3 - In planning	Tender to be advertised.
Loftus - Gymnastics WA - Roof Renewal	100,000	-	-	-	-	-	On track	3 - In planning	
Mt Hawthorn Com Centre - Roof Renewal	200,000	-	-	-	-	-	On track	3 - In planning	
DLGSC - Renew balcony tiling and waterproofing	35,000	-	-	-	-	-	On track	3 - In planning	
North Perth Bowling Club - conversion of bowling green	66,000	-	-	-	-	-	On track	3 - In planning	
<b>Water and Energy Efficiency Initiatives</b>									
Water and Energy Efficiency Initiatives	50,000	-	-	-	8,640	8,640	On track	3 - In planning	
<b>Land &amp; Building Assets Total</b>	<b>6,074,661</b>	<b>855,000</b>	<b>783,176</b>	<b>71,824</b>	<b>1,795,119</b>	<b>2,578,295</b>			
<b>Furniture &amp; Equipment Assets</b>									
<b>Beatty Park Leisure Centre - Furniture &amp; Equipment</b>									
BPLC - Non Fixed Assets Renewal	195,000	-	-	-	10,086	10,086	On track	3 - In planning	
BPLC Non-Infrastructure Fixed Asset Renewal	100,000	-	-	-	-	-	On track	3 - In planning	
<b>ICT Renewal Program</b>									
ICT Infrastructure Renewal	120,000	12,000	11,630	370	-	11,630	On track	3 - In planning	Works ongoing
<b>Public Arts Projects</b>									
COVID-19 Artwork relief project	107,500	-	-	-	139,750	139,750	On track	7 - In progress	Awaiting for geo tech report

<b>Miscellaneous Asset Renewal (City Buildings)</b>									
Furniture and Equipment Renewal - (Admin, Library and Depot)	40,000	15,000	12,551	2,449	3,960	16,511	On track	3 - In planning	Works ongoing
<b>Parking Machines Asset Replacement Program</b>									
Parking Infrastructure Renewal Program	226,012	200,000	171,385	28,615	-	171,385	Completed	9 - Completed (within budget)	
<b><u>Furniture &amp; Equipment Assets Total</u></b>	<b>788,512</b>	<b>227,000</b>	<b>195,566</b>	<b>31,434</b>	<b>153,796</b>	<b>349,362</b>			
<b><u>Plant &amp; Equipment Assets</u></b>									
<b>Major Plant Replacement Program</b>									
Heavy Fleet Replacement Program	1,320,000	-	31,760	(31,760)	1,444,277	1,476,037	On track	3 - In planning	
<b>Fleet Management Program</b>									
Light Fleet Replacement - Annual Allocation	-	-	-	-	-	-			
P1267 - Toyota Camry Hybrid 2.5LT. Rego.1GUX039	50,000	-	-	-	-	-	On track	3 - In planning	
P1268 - Toyota Corolla Hybrid. 1GVG554	50,000	-	-	-	-	-	On track	3 - In planning	
P1270 - Toyota Corolla Hybrid 1GWG751, Ascent Hatch	50,000	-	-	-	-	-	On track	3 - In planning	
P1271 - Toyota Corolla Hybrid 1GWG752, Ascent Hatch	50,000	-	-	-	-	-	On track	3 - In planning	
P1272 - 1GWH072, Nissan LEAF EV 18MY, Artic White/Black	50,000	-	-	-	-	-	On track	3 - In planning	
P1273 - 1GWH073, Nissan LEAF Ev 18MY	50,000	-	-	-	-	-	On track	3 - In planning	
P1281 - HYUNDI - Ioniq EV Hatch - 1HCJ354 Rangers	50,000	-	-	-	-	-	On track	3 - In planning	
P1282 - Toyota Corolla Sedan Hybrid - 1HDR934	50,000	-	-	-	-	-	On track	3 - In planning	
P1289 - Kluger Hybrid Wagon 1HNG494	65,000	-	-	-	-	-	On track	3 - In planning	
P2186 - Fiat Doblo 1.6L MTA SWB/LR VAN Diesel - 1GEA133	50,000	-	-	-	-	-	On track	3 - In planning	
P2193 - Nissan Navara 4x2 - 1GQG990	50,000	-	-	-	-	-	On track	3 - In planning	
P2212 - Nissan Navara 4X DSL Auto DC RX - 1HCO126	50,000	-	-	-	-	-	On track	3 - In planning	
P2213 - Renault Kangaroo 1HY67	50,000	-	-	-	-	-	On track	3 - In planning	
P2215 - NAVARA 4X2 1HKO697	50,000	-	-	-	-	-	On track	3 - In planning	
P4006 - Polmac Box Trailer - 8WM071	3,000	-	-	-	-	-	On track	3 - In planning	
P4009 - Box Trailer - 8WL891	3,000	-	-	-	-	-	On track	3 - In planning	
P4020 - Trailer - Polmac Tx4 - 1THI414	5,000	-	-	-	-	-	On track	3 - In planning	
P4022 - Trailer - Polmac Tx4 Tipper - 1THR345	5,000	-	-	-	-	-	On track	3 - In planning	
P4026 - Trailer - 6 X 4 Tradesman - 1TIX236	7,500	-	-	-	-	-	On track	3 - In planning	
P4029 - Trailer 6X4 14inch One Door 1TNN265	5,000	-	-	-	-	-	On track	3 - In planning	
P4030 - Trailer 8X6 2 tonner Fiat Top	5,000	-	-	-	-	-	On track	3 - In planning	
P4032 - Trailer 6x4 Galvanized Import - 1TQH625	5,000	-	-	-	-	-	On track	3 - In planning	
P4035 - T44 Cage Trailer with ramp 1TSS280	5,000	-	-	-	-	-	On track	3 - In planning	
P2171 - Toyota Corolla Hybrid Hatch	25,000	-	-	-	-	-	On track	3 - In planning	
P2209 - VW Caddy Maxi TDI250	69,894	-	-	-	69,894	69,894	Completed	9 - Completed (within budget)	Completed - delivered August 2024
P2200 - VOLKSWAGEN Caddy Maxi TDI250	69,894	-	-	-	69,894	69,894	Completed	9 - Completed (within budget)	Completed - delivered August 2024
P1279 - Toyota Camry Hybrid SL	28,000	-	-	-	-	-	On track	3 - In planning	
P2212 - Nissan Navara 4x DSL	45,000	-	-	-	-	-	On track	3 - In planning	
P1286 - Corolla Sedan Hybrid 1HKS151	-	-	712	(712)	-	712	Completed	9 - Completed (within budget)	2024FY project.
<b>Artlets</b>									
Artlets - Public Art - Sculpture	17,600	-	-	-	2,400	2,400	On track	3 - In planning	
<b><u>Plant &amp; Equipment Total</u></b>	<b>2,333,888</b>	<b>-</b>	<b>32,472</b>	<b>(32,472)</b>	<b>1,586,465</b>	<b>1,618,937</b>			
<b><u>Infrastructure Assets</u></b>									
<b>Robertson Park Development Plan - Stage 1</b>									
Robertson Park Stage 1A - Tennis Centre	350,000	250,000	234,614	15,386	113,108	347,722	On track	7 - In progress	Lighting procurement to commence in October 24
Greening program - Robertson Park	-	-	20,754	(20,754)	-	20,754	On track	7 - In progress	2024FY project.
Robertson Park Stage 1B/1C - Tennis Centre	1,579,000	-	-	-	-	-	On track	4 - In design	Procurement for Civil engineering design complete.
Robertson Park Stage 1B - Contingency	-	-	-	-	-	-	On track	3 - In planning	
Robertson Park Stage 1A - Contingency	50,000	-	-	-	13,000	13,000	On track	8 - Final stages	
<b>MISCELLANEOUS</b>									
Temporary at-grade car park	450,000	-	-	-	-	-	On track	3 - In planning	
<b>Parks Fencing Renewal Program</b>									
Shakespeare St Res - renew perimeter fencing	30,000	-	-	-	-	-	On track	5 - Procurement	Consultation completed - seeking second quote
Jack Marks Reserve - renew perimeter fencing	50,000	-	-	-	-	-	On track	3 - In planning	Quotes on different styles being sought.



Footpath Upgrade and Renewal Program									
Footpath Upgrade and Renewal Program	185,500	100,000	100,640	(640)	46,012	146,652	On track	3 - In planning	Works ongoing
Parks Irrigation Upgrade & Renewal Program									
Britannia Reserve - renew groundwater bore (south) No 40	45,000	-	-	-	-	-	On track	7 - In progress	DWER Licence Recieved
Keith Frame Res - renew ground irrigation system and electrical cubicle and bore renewal	120,826	-	-	-	87,221	87,221	On track	7 - In progress	Works scheduled for September.
Hyde Park - renew groundwater bores No 24 and 29	90,000	-	-	-	-	-	On track	3 - In planning	DWER licence to be applied for
Robertson Park - renew groundwater bore No 31	50,000	-	-	-	-	-	On track	3 - In planning	DWER licence to be applied for
Gladstone St Res - renew irrigation, elec cabinet and ground water bore	120,000	-	-	-	28,252	28,252	On track	4 - In design	Design being developed
Ellesmere St Res - renew groundwater bore & electrical cabinet	75,000	-	-	-	28,062	28,062	On track	3 - In planning	DWER licence to be applied for.
Brentham St Res - renew groundwater bore and electrical cabinet	75,000	-	-	-	28,444	28,444	On track	3 - In planning	DWER licence to be applied for.
install iron filter	170,000	-	-	-	-	-	On track	3 - In planning	Project uncertainties due to carpark development.
Forrest Park - upgrade irrigation system and electrical cabinet	250,000	-	-	-	29,140	29,140	On track	4 - In design	DWER licence to be applied for
Lilis Stadium - Inground Irrigation Renewal	90,000	-	-	-	-	-	On track	4 - In design	Design being developed
Road Maintenance Programs – MRRG									
Annual MRRG Program - bgt to be split	95,285	-	-	-	-	-	On track	3 - In planning	
MRRG - Brady Street South Bound	185,689	-	24	(24)	183,189	183,212	On track	3 - In planning	
MRRG - Powis Street EB	-	-	-	-	-	-	On track	3 - In planning	
MRRG - Bulwer Street EB	231,132	-	-	-	248,801	248,801	On track	3 - In planning	
MRRG - Angove Street EB	221,892	-	-	-	-	-	On track	3 - In planning	
MRRG - Leederville Pde	376,002	-	-	-	-	-	On track	3 - In planning	
MRRG - Guildford Rd EB	-	-	-	-	-	-	On track	3 - In planning	
Road Maintenance Programs – Local Road Program									
Annual Local Roads Program - bgt to be split	-	-	-	-	-	-	On track	3 - In planning	
LRP - Melrose St - Oxford St to Leicester St	159,830	-	(270)	270	133,520	133,250	On track	3 - In planning	
LRP - Stamford St - Melrose Street to Freeway Off Ramp	86,845	15,000	16,056	(1,056)	89,248	105,304	On track	3 - In planning	Works ongoing
LRP - Barnet St - Bourke Street to Barnet place	182,820	-	-	-	10,766	10,766	On track	3 - In planning	
LRP - Vine St - View Street to Alma Road	66,000	-	-	-	26,835	26,835	On track	3 - In planning	
LRP - Amy St - Lake St to Cul-De-Sac	89,870	-	-	-	6,292	6,292	On track	3 - In planning	
LRP - Halsey Ave - Bruce St to Richmond St	36,795	-	870	(870)	4,194	5,064	On track	3 - In planning	
LRP - Eton St - Ellesmere St to Green St	191,785	-	-	-	15,550	15,550	On track	3 - In planning	
LRP - Old Aberdeen Place - Golding St to Cul De Sac	92,840	-	3,768	(3,768)	28,255	32,023	On track	3 - In planning	
LRP - Broome Street - Beaufort St to Smith St	181,555	-	-	-	18,769	18,769	On track	3 - In planning	
LRP - Glebe Street - View St to Alma Rd	88,165	-	-	-	11,356	11,356	On track	3 - In planning	
LRP - Raglan Rd - Fitzgerald St to Norfolk St	145,695	-	-	-	18,769	18,769	On track	3 - In planning	
LRP - Forrest Street - Norfolk St to William St	164,890	-	-	-	15,550	15,550	On track	3 - In planning	
LRP - Forrest Street - William St to Walcott St	112,910	-	-	-	-	-	On track	3 - In planning	
LRP - Glendower Street - William St to Fitzgerald St	-	-	-	-	-	-	On track	3 - In planning	
LRP - Monmouth Street - William St to York St	-	-	-	-	-	-	On track	3 - In planning	
LRP - Bramall Street - E Parade to Joel Toe	-	-	-	-	-	-	On track	3 - In planning	
LRP - Chamberlain Street - Loftus Street to Pennant Street	-	-	850	(850)	2,565	3,415	Completed	9 - Completed (within budget)	2024FY project.
LRP - Hardy Street - Howlett Street to Scarborough Beach Road	-	-	180	(180)	5,662	5,843	Completed	9 - Completed (within budget)	2024FY project.
LRP - Richmond Street - Oxford Street to Leicester Street	-	-	159	(159)	5,566	5,725	Completed	9 - Completed (within budget)	2024FY project.
LRP - Albert Street - Barnet Street to C	-	-	10,233	(10,233)	10,931	21,164	On track	8 - Final stages	Carry forward from 2024FY
LRP - Dunedin Street - Woodstock Street	-	-	1,659	(1,659)	38,632	40,291	On track		
LRP - Pennant Street - Kadina Street to	-	-	(464)	464	10,964	10,500	On track		
LRP - Stuart Street - Fitzgerald Street	-	-	(3,760)	3,760	6,473	2,712	On track		
Parks Greening Plan Program									
Greening plan	150,000	-	(0)	0	2,542	2,542	On track	3 - In planning	Stock ordering September.
Post PSHB Restoration Works	125,000	-	-	-	-	-	On track	4 - In design	Awaiting for DPIRD works to occur
Traffic Management Improvements									
Minor Traffic Management Improvements	337,850	40,000	35,865	4,135	29,534	65,399	On track	3 - In planning	Works and planning ongoing
Parks Infrastructure Upgrade & Renewal Program									
Parks Infrastructure Upgrade & Renewal - BBQ provision	45,000	45,000	44,040	960	-	44,040	Completed	9 - Completed (within budget)	Completed
Axford Park - replace flag poles	10,000	-	8,242	(8,242)	-	8,242	Completed	9 - Completed (within budget)	Completed
Accessible City Strategy Implementation Program									
Wayfinding Implementation Plan - Stage 1	126,800	-	-	-	5,696	5,696	On track	8 - Final stages	

<b>Road Maintenance Programs – State Black Spot</b>									
Blackspot - Broome/Wright, Highgate	150,000	-	-	-	90,002	90,002	On track	3 - In planning	
Blackspot - Brady Street & Tasman Street	-	-	1,042	(1,042)	20,408	21,450	On track	8 - Final stages	
<b>Road Maintenance Programs – Roads to Recovery</b>									
Annual Roads to Recovery Program - bgt to be split	-	-	-	-	-	-	On track	3 - In planning	
R2R - Forrest St - Norfolk St to William St	-	-	26	(26)	-	26	On track	3 - In planning	
R2R - Harold St - Vincent St to Beaufort St	-	-	-	-	-	-	On track	3 - In planning	
R2R - Forrest St - Fitzgerald St to Norfolk St	-	-	-	-	-	-	On track	3 - In planning	
R2R - Albert Street - Tay St to Barnett St	123,769	-	-	-	-	-	On track	3 - In planning	
R2R - Brentham Street - Egina and Raglan	-	-	2,577	(2,577)	1,500	4,077	Completed	10 - Completed (over budget)	2024FY project.
R2R - Raglan Road - Hutt to Hyde Street	109,971	-	6,882	(6,882)	158,645	165,527	Completed	10 - Completed (over budget)	2024FY project.
R2R - Egina Street - Scarborough Beach Road to Ber	-	-	928	(928)	17,561	18,489	Completed	10 - Completed (over budget)	2024FY project.
<b>Public Open Space Strategy Implementation Plan</b>									
Public Open Space Strategy Implementation	30,600	-	5,286	(5,286)	675	5,961	On track	7 - In progress	Items to be ordered as required
Birdwood Square - Public Toilets	44,306	30,000	26,092	3,908	1,349	27,441	On track	8 - Final stages	Toilet nearing completion
Birdwood Square upgrades - POS elements	59,530	-	17,450	(17,450)	23,418	40,868	On track	7 - In progress	Items to be ordered as required
<b>Parks Lighting Renewal Program</b>									
Lighting Renewal Program - General Provision	50,000	20,000	16,844	3,156	30,072	46,916	On track	7 - In progress	Britannia Rd - bollard installation completed
<b>Community Safety Initiatives</b>									
Laneway Lighting Program	83,200	-	788	(788)	35,570	36,358	On track	3 - In planning	New laneway lighting locations being confirmed
<b>Banks Reserve Master Plan Implementation</b>									
Walter's Brook Crossing	247,000	10,000	7,684	2,316	168,945	176,629	On track	3 - In planning	Engineering currently reviewing drawings
General landscaping and park furniture/amenities	100,000	-	-	-	-	-	On track	3 - In planning	
Boardwalk - Interpretation Node	15,000	-	-	-	614	614	On track	8 - Final stages	Parks to complete works Sept 24.
<b>Gully Soak-well and Minor Drainage Improvement Pro</b>									
Minor Drainage Improvement Program	92,128	-	556	(556)	14,759	15,315	On track	3 - In planning	
Catchment Drainage Improvements	500,000	-	-	-	-	-	On track	3 - In planning	
Mt Hawthorn West Drain Improv – Stage 1	-	-	-	-	-	-			
<b>Parks Eco-Zoning Program</b>									
Monmouth Street	8,136	-	-	-	-	-	Behind	1 - Not started	On hold - Governance to report to Council on sale
Jack Marks Reserve - Eco-zoning	10,000	-	-	-	-	-	On track	3 - In planning	Consultation required with fencing
Road Reserves - Eco-zoning	13,000	-	-	-	-	-	On track	3 - In planning	Locations being determined
Bourke Street Reserve - Eco-zoning	20,000	-	-	-	-	-	On track	3 - In planning	Plans to be developed - drainage incorporated
Leake/Alma Street Reserve - Eco-zoning	7,000	-	-	-	-	-	On track	3 - In planning	Plans to be developed for consultation
Blackford Street Reserve - Eco-zoning	-	-	151	(151)	133	284	Completed	9 - Completed (within budget)	Completed
<b>Parks Pathways Renewal Program</b>									
Venables Park - re-asphalt existing bitumen pathways	50,000	-	-	-	-	-	On track	3 - In planning	
Banks Reserve - re-asphalt existing bitumen pathways	50,000	-	-	-	-	-	On track	3 - In planning	
<b>Car Parking Upgrade/Renewal Program</b>									
Minor Capital Improv of City Car Parks (General Provision)	22,000	-	-	-	2,516	2,516	On track	3 - In planning	
Access and Inclusion (DAIP) – ACROD Parking Improve Program	30,000	12,000	11,787	213	36,512	48,299	On track	7 - In progress	Awaiting bollards for completion of project
Accessibility audits and proposed project implementation	50,000	-	-	-	-	-	On track	7 - In progress	Awaiting bollards for completion of project
<b>Bus Shelter Replacement and Renewal Program</b>									
Bus Shelters - Replace & Upgrade	40,000	-	-	-	-	-	On track	3 - In planning	
<b>Parks Playground / Exercise Equipment Upgrade</b>									
Britannia Reserve - replace exercise equipment	80,000	-	-	-	-	-	On track	3 - In planning	RFQ to be developed for e-Quotes
Edinboro St Res - repl playground equipment and soft fall	160,000	-	-	-	-	-	On track	3 - In planning	Consultation to be developed
Hyde Park - renew playground and softfall (east)	150,000	-	-	-	-	-	On track	3 - In planning	Consultation to be developed
Auckland & Hobart St Reserve - replace shade sails	25,000	-	-	-	10,845	10,845	On track	7 - In progress	Ordered - Installation in September
Beatty Park Reserve - Renew Playground Equipment and Softfall	170,000	-	-	-	-	-	On track	3 - In planning	Consultation to be developed
Birdwood Square - Renew Playground Equipment and Softfall	170,000	-	-	-	170,000	170,000	On track	7 - In progress	Designs being finalised for consultation with HPS

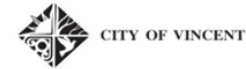
Leased Properties Margaret Kindy - Playground Equipment and Softfall Renewal	100,000	-	-	-	-	-	On track	3 - In planning	Designs finalised.
Lynton St Res - Renew/rep playground equipment	-	-	650	(650)	-	650	Completed	10 - Completed (over budget)	Completed
Hyde Park - water playground	-	-	-	-	-	-	On track	7 - In progress	Works underway
<b>Bicycle Network</b>									
Bicycle Network	520,430	-	(12,685)	12,685	25,210	12,525	On track	3 - In planning	
Bicycle Network - Travel Smart Actions	25,500	-	-	-	-	-	On track	3 - In planning	
<b>Rights of Way Rehabilitation Program</b>									
Rights of Way Rehab Program	126,000	-	-	-	1,116	1,116	On track	3 - In planning	
<b>Street Lighting Renewal Program</b>									
Street Lighting Upgrade Program	30,000	-	-	-	-	-	On track	3 - In planning	
<b>Skate Space at Britannia Reserve</b>									
Mt Hawt Skate Park - Youth Skate Facility (Election Commitment)	188,000	-	1,080	(1,080)	107,364	108,444	On track	3 - In planning	Path/basketball in planning for Oct/Nov
<b>Car Parking Upgrade/Renewal Program</b>									
HBF Stadium Car Park	-	-	31,694	(31,694)	15,872	47,566	On track	8 - Final stages	2024FY project. Works nearing completion
<b>Infrastructure Assets Total</b>	<b>10,935,546</b>	<b>522,000</b>	<b>592,290</b>	<b>(70,290)</b>	<b>2,235,983</b>	<b>2,828,274</b>			
<b>Total</b>	<b>20,132,607</b>	<b>1,604,000</b>	<b>1,603,504</b>	<b>496</b>	<b>5,771,364</b>	<b>7,374,868</b>			
<b>Summary</b>									
	<b>Original Budget</b>	<b>YTD Budget</b>	<b>YTD Actual</b>	<b>Remaining Budget</b>					
	<b>2025FY</b>								
	\$	\$	\$	\$					
Land and Buildings	6,074,661	855,000	783,176	87.11%					
Furniture and Equipment	788,612	227,000	195,566	75.20%					
Plant and Equipment	2,333,888	-	32,472	98.61%					
Infrastructure Assets	10,935,546	522,000	592,290	94.58%					
<b>Total</b>	<b>20,132,607</b>	<b>1,604,000</b>	<b>1,603,504</b>	<b>92.04%</b>					
<b>Funding</b>									
	<b>Original Budget</b>	<b>YTD Budget</b>	<b>YTD Actual</b>	<b>Remaining Budget</b>					
	<b>2025FY</b>								
	\$	\$	\$	\$					
Own Source Funding - Municipal	12,045,599	1,403,863	1,283,196	89.3%					
Cash Backed Reserves	2,982,397	200,137	214,898	92.8%					
Capital Grants, Contributions and Loans	4,552,261	-	28,144	99.4%					
Other (Disposals/Trade In)	552,350	-	77,266	86.0%					
<b>Total</b>	<b>20,132,607</b>	<b>1,604,000</b>	<b>1,603,504</b>	<b>92.04%</b>					



CITY OF VINCENT  
NOTE 6 - CASH BACKED RESERVES  
AS AT 31 AUGUST 2024

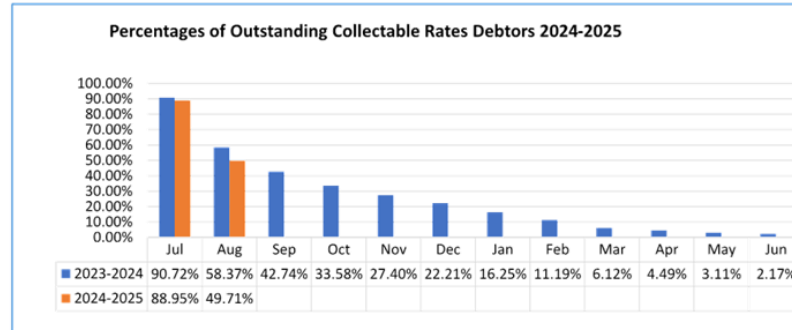
Reserve Particulars	Budget Opening Balance 1/07/2024	Actual Opening Balance 1/07/2024	Budget Transfers to Reserve 31/08/2024	YTD Actual Transfers to Reserve 31/08/2024	Budget Interest Earned 31/08/2024	YTD Actual Interest Earned 31/08/2024	Budget Transfers from Reserve 31/08/2024	YTD Actual Transfers from Reserve 31/08/2024	Budget Closing Balance 31/08/2024	Actual Closing Balance 31/08/2024
	\$	\$	\$	\$	\$	\$	\$	\$	\$	\$
Asset Sustainability Reserve	9,171,284	9,406,909	393,356	366,805	53,294	69,589	(200,000)	(214,760)	9,417,934	9,628,543
Beatty Park Leisure Centre Reserve	241,529	273,462	0	0	1,462	1,909	0	0	242,991	275,371
Cash in Lieu Parking Reserve	884,575	1,023,150	0	0	5,338	6,970	0	0	889,913	1,030,120
Hyde Park Lake Reserve	177,411	175,492	0	0	1,080	1,410	0	0	178,491	176,902
Land and Building Acquisition Reserve	326,965	323,439	0	0	1,990	2,598	0	0	328,955	326,037
Leederville Oval Reserve	76,166	75,344	0	0	464	606	0	0	76,630	75,950
Loftus Community Centre Reserve	151,353	149,712	0	0	922	1,204	0	0	152,275	150,916
Loftus Recreation Centre Reserve	127,553	285,115	12,150	11,671	760	992	0	0	140,463	297,778
Office Building Reserve - 246 Vincent Street	218,963	216,638	0	0	1,334	1,742	0	0	220,297	218,380
Parking Facility Reserve	116,179	114,926	0	0	708	924	0	0	116,887	115,851
Percentage For Public Art Reserve	264,395	312,870	0	0	1,376	1,797	0	0	265,771	314,666
Plant and Equipment Reserve	137	138	0	0	0	0	(137)	(138)	0	(0)
POS reserve - General	1,412,485	1,409,951	0	0	8,676	11,329	0	0	1,421,161	1,421,280
POS reserve - Haynes Street	85,590	100,340	7,090	7,090	520	679	0	0	93,200	108,109
State Gymnastics Centre Reserve	153,448	152,078	2,254	2,165	936	1,222	0	0	156,638	155,466
Strategic Waste Management Reserve	272,617	271,472	100,000	100,000	1,682	2,196	0	0	374,299	373,669
Catalina Land Sales Reserve	6,051,245	6,022,134	1,250,000	1,250,000	37,088	48,428	0	0	7,338,333	7,320,562
Underground Power Reserve	2,578,960	2,551,268	0	0	15,702	20,503	0	0	2,594,662	2,571,771
	22,310,855	22,864,438	1,764,850	1,737,731	133,332	174,099	(200,137)	(214,898)	24,008,900	24,561,370

CITY OF VINCENT  
NOTE 7 - RECEIVABLES (RATING & OTHER DEBTORS)  
FOR THE MONTH ENDED 31 AUGUST 2024



### Rates Outstanding

	Total
Balance from Previous Year	1,345,454
Rates Levied - Initial	44,225,965
Rates Levied - Interims	(8,863)
Rates Waived	(120,270)
Non Payment Penalties	329,095
Other Rates Revenue	187,101
<b>Total Rates Collectable</b>	<b>45,958,482</b>
Outstanding Rates	22,846,870
ESL Debtors	1,878,475
Pensioner Rebates Not Yet Claimed	1,197,001
ESL Rebates Not Yet Claimed	190,255
Deferred Rates Debtors	(172,457)
<b>Current Rates Outstanding</b>	<b>25,940,143</b>



### Receivable - Other Debtors

#### DESCRIPTION

	30 Days	60 Days	90 Days	OVER 90 DAYS	BALANCE
	\$	\$	\$	\$	\$
DEBTOR CONTROL - HEALTH LICENCES	1,127	2,802	52	120,490	124,471
DEBTOR CONTROL - CASH IN LIEU CAR PARKING	0	0	0	170,762	170,762
DEBTOR CONTROL - PROPERTY INCOME	112,359	6,409	6,065	(5,035)	119,797
DEBTOR CONTROL - RECOVERABLE WORKS	1,370	0	0	930	2,299
DEBTOR CONTROL - BEATTY PARK LEISURE CENTRE	0	0	0	0	0
DEBTOR CONTROL - OTHER	77,326	47,248	11,104	64,082	199,760
DEBTOR CONTROL - % ART CONTRIBUTIONS	0	1,151	0	0	1,151
DEBTOR CONTROL - PLANNING SERVICES FEES	(76)	0	164	521	609
DEBTOR CONTROL - GST	(264,411)	(38,580)	(1,948,108)	2,251,099	0
DEBTOR CONTROL - INFRINGEMENT	256,080	77,350	105,244	817,255	1,255,928
PROVISION FOR DOUBTFUL DEBT (CURRENT)	0	0	0	(298,777)	(298,777)
IMPAIRMENT OF RECEIVABLES	0	0	0	(207,793)	(207,793)
<b>TOTAL DEBTORS OUTSTANDING AS AT 30/06/2023</b>	<b>183,775</b>	<b>96,380</b>	<b>(1,825,480)</b>	<b>2,913,533</b>	<b>1,368,208</b>
	13.4%	7.0%	-133.4%	212.9%	100.0%
ACCRUED INCOME					(38,066)
ACCRUED INTEREST					630,640
PREPAYMENTS					1,749,292
<b>TOTAL TRADE AND OTHER RECEIVABLES</b>					<b>3,710,074</b>



CITY OF VINCENT

**CITY OF VINCENT**  
**NOTE 8 - BEATTY PARK LEISURE CENTRE FINANCIAL POSITION**  
**AS AT 31 AUGUST 2024**

	Original Budget	YTD Budget	YTD Actuals	YTD Actuals	Month Actuals	Month Actuals
	2024/25	Aug-24	Aug-24	Aug-23	Aug-24	Aug-23
	\$	\$	\$	\$	\$	\$
<b><u>ADMINISTRATION</u></b>						
Revenue	0	0	0	(113,199)	(78,018)	(60,281)
Expenditure	0	0	0	112,769	78,018	73,354
Surplus/(Deficit)	0	0	0	(430)	0	13,073
<b><u>SWIMMING POOLS AREA</u></b>						
Revenue	3,081,921	451,484	485,169	412,441	237,789	218,303
Expenditure	(5,025,298)	(812,329)	(572,315)	(589,522)	(306,248)	(437,935)
Surplus/(Deficit)	(1,943,377)	(360,845)	(87,146)	(177,081)	(68,460)	(219,633)
<b><u>SWIM SCHOOL</u></b>						
Revenue	2,254,260	375,708	503,692	429,676	282,487	238,900
Expenditure	(1,535,074)	(234,787)	(311,310)	(261,976)	(165,431)	(193,532)
Surplus/(Deficit)	719,186	140,921	192,382	167,701	117,057	45,368
<b><u>RETAIL SHOP</u></b>						
Revenue	741,524	123,586	99,402	92,242	55,100	43,959
Expenditure	(494,856)	(81,975)	(76,066)	(34,453)	(49,825)	(19,074)
Surplus/(Deficit)	246,668	41,611	23,336	57,788	5,275	24,885
<b><u>HEALTH &amp; FITNESS</u></b>						
Revenue	2,291,153	381,862	478,820	441,574	240,565	239,698
Expenditure	(1,657,326)	(260,105)	(204,685)	(189,915)	(108,858)	(138,180)
Surplus/(Deficit)	633,827	121,757	274,135	251,659	131,707	101,518
<b><u>GROUP FITNESS</u></b>						
Revenue	798,500	133,084	165,714	151,633	82,964	82,979
Expenditure	(662,576)	(106,706)	(110,492)	(103,964)	(56,711)	(74,831)
Surplus/(Deficit)	135,924	26,378	55,223	47,669	26,253	8,147
<b><u>AQUAROBICS</u></b>						
Revenue	324,958	53,160	64,711	60,466	32,711	33,018
Expenditure	(633,296)	(97,015)	(27,219)	(27,901)	(15,774)	(19,357)
Surplus/(Deficit)	(308,338)	(43,855)	37,492	32,565	16,937	13,661
<b><u>CRECHE</u></b>						
Revenue	94,184	15,698	17,540	17,204	9,156	9,284
Expenditure	(433,796)	(66,800)	(67,569)	(53,509)	(31,485)	(41,096)
Surplus/(Deficit)	(339,612)	(51,102)	(50,030)	(36,305)	(22,330)	(31,812)
<b>Net Surplus/(Deficit)</b>	<b>(855,722)</b>	<b>(125,135)</b>	<b>445,389</b>	<b>343,674</b>	<b>206,439</b>	<b>(44,800)</b>
Less: Depreciation	(1,695,004)	(282,500)	0	0	0	0
<b>Surplus/(Deficit)</b>	<b>839,282</b>	<b>157,365</b>	<b>445,389</b>	<b>343,674</b>	<b>206,439</b>	<b>(44,800)</b>

CITY OF VINCENT  
NOTE 8 - STATEMENT OF FINANCIAL ACTIVITY  
BY SERVICE - GRAPH  
AS AT 31 AUGUST 2024

