

**7.1 FINANCIAL STATEMENTS AS AT 31 JULY 2024**

**Attachments:** 1. Financial Statements as at 31 June 2024

**RECOMMENDATION:**

That Council **RECEIVES** the Financial Statements for the month ended 31 July 2024 as shown in Attachment 1.

**PURPOSE OF REPORT:**

To present the statement of financial activity for the period ended 31 July 2024.

**DELEGATION:**

*Regulation 34 (4) of the Local Government (Financial Management) Regulations 1996* requires the local government to prepare a statement of financial activity each month, which is to be presented to Council within 2 months after the end of the relevant month.

**BACKGROUND:**

Regulation 34 (1) of the *Local Government (Financial Management) Regulations 1996* requires a local government to prepare each month a statement of financial activity including the sources and applications of funds, as compared to the budget.

**DETAILS:**

The following documents, included as **Attachment 1**, comprise the statement of financial activity for the period ending **31 July 2024**:

<b>Note</b>	<b>Description</b>	<b>Page</b>
1.	Statement of Financial Activity by Nature or Type Report	1
2.	Net Current Funding Position	2
3.	Statement of Financial Position	3
4.	Summary of Income and Expenditure by Service Areas	4-6
5.	Capital Expenditure including Funding graph and Capital Works Schedule	7-12
6.	Cash Backed Reserves	13
7.	Receivables: Rates and Other Debtors	14
8.	Beatty Park Leisure Centre Financial Position	15-16

**Explanation of Material Variances**

The materiality thresholds used for reporting variances are 10% and \$20,000, respectively. This means that variances will be analysed and separately reported when they are more than 10% (+/-) of the year-to-date budget and where that variance exceeds \$20,000 (+/-). This threshold was adopted by Council as part of the budget adoption for 2023/2024 and is used in the preparation of the statements of financial activity when highlighting material variance in accordance with *Financial Management Regulation 34(1) (d)*.

In accordance with the above, all material variances as at 31 July 2024 have been detailed in the variance comments report in **Attachment 1**.

**Comments on the Statement of Financial Activity by Nature or Type (as at Attachment 1).**

**Revenue by Nature or Type** (on page 1) is tracking higher than the YTD budgeted revenue by \$342,426 (0.7%). The following items materially contributed to this position:

- A favourable variance of \$236,604 in Fees and Charges mostly due to timing variances in:
  - \$105,999 favourable waste management fees
  - \$65,956 favourable swimming pool inspection fees
  - \$45,556 favourable Beatty Park swimming school fees, and
  - \$18,681 favourable statutory planning fees.
- An unfavourable timing variance in Operating grants, subsidies, and contributions of \$129,324.
- A favourable variance of \$97,589 in other revenue mostly due to a reimbursement of GST from sale of lands at Catalina Regional Council.
- A favourable variance in Interest earnings of \$93,650 mostly due to timing variances.

**Expenditure by Nature or Type** (on page 1) is favourable, attributed by an under-spend of \$2,820,239 (47.8%). The following items materially contributed to this position:

- \$1,574,470 favourable Materials and Contracts mainly due to timing variances.
- \$1,093,554 favourable Depreciation expense due to timing variances.
- \$142,487 favourable Utility charges due to timing variance of utility bills.
- \$97,705 favourable Employee related costs mostly due to timing variances.
- \$87,977 unfavourable other expenses mostly due to timing variances.

### Surplus Position

The surplus position brought forward to 2024/25 is \$7,927,084 compared to the adopted budget amount of \$4,689,661. The actual opening surplus figure will be adjusted after the year audit has been finalised in December 2024.

The favourable opening surplus position also includes a higher brought forward payment of \$1,294,204 in Federal Grant Funding. An adjustment will be required at Mid-Year Budget Review 2024/25 to reduce the budgeted grant revenue in lieu of the higher brought forward payment and account for capital carry forward amounts.

### Content of Statement of Financial Activity

An explanation of each report in the Statement of Financial Activity (**Attachment 1**), along with some commentary, is below:

1. Statement of Financial Activity by Nature or Type Report (Note 1 Page 1)  
This statement of financial activity shows revenue and expenditure classified by Nature or Type.
2. Net Current Funding Position (Note 2 Page 2)  
'Net current assets' is the difference between the current assets and current liabilities, less committed and restricted assets.
3. Statement of Financial Position (Note 3 Page 3)  
This statement of financial position shows the new current position and the total equity of the City.
4. Summary of Income and Expenditure by Service Areas (Note 4 Page 4-6)  
This statement shows a summary of operating revenue and expenditure by service unit including variance commentary.
5. Capital Expenditure and Funding Summary (Note 5 Page 7-12)  
The full capital works program is listed in detail in Note 5 in **Attachment 1**. The attachment includes a summary of the year-to-date expenditure of each asset category and the funding source associated to the delivery of capital works.
5. Cash Backed Reserves (Note 6 Page 13)  
The cash backed reserves schedule provides a detailed summary of the movements in the reserve portfolio, including transfers to and from the reserve. The balance as at 31 July 2024 is \$23,292,324.

6. Receivables: Rating Information (Note 7 Page 14)

The notices for rates and charges levied for 2024/25 were issued on 25 July 2024. *The Local Government Act 1995* provides for ratepayers to pay rates by four instalments. The due dates for each instalment are:

	Due Date
First Instalment	30 August 2024
Second Instalment	1 November 2024
Third Instalment	3 January 2025
Fourth Instalment	7 March 2025

The outstanding rates debtors balance at 31 July 2024 was \$48,784,954, excluding deferred rates of \$176,914. The outstanding rates percentage at 31 July 2024 was 88.95% compared to 90.72% for the same period last year.

7. Receivables: Other Debtors (Note 7 Page 14)

Total trade and other receivables at 31 July 2024 were \$3,716,954. Below is a summary of the significant items with an outstanding balance over 90 days:

- \$786,270 relates to unpaid infringements (plus costs) over 90 days. Infringements that remain unpaid for more than two months are referred to the Fines Enforcement Registry (FER), which then collects the outstanding balance on behalf of the City for a fee.
- \$170,762 relates to cash-in-lieu of car parking debtors. In accordance with the *City's Policy 7.7.1 Non-residential parking*, Administration has entered into special payment arrangements with long outstanding cash in lieu parking debtors to enable them to pay their debt over a fixed term of five years.

8. Beatty Park Leisure Centre – Financial Position report (Note 8 Page 15-16)

As at 31 July 2024, the Centre's net surplus position was \$238,950 compared to the year to date budget of (\$62,068).

**CONSULTATION/ADVERTISING:**

Not applicable.

**LEGAL/POLICY:**

*Section 6.4 of the Local Government Act 1995* requires a local government to prepare an annual financial report for the preceding year and other financial reports as prescribed.

*Regulation 34 (1) of the Local Government (Financial Management) Regulations 1996* requires the local government to prepare a statement of financial activity each month, reporting on the source and application of funds as set out in the adopted annual budget.

A statement of financial activity and any accompanying documents are to be presented at an Ordinary Meeting of the Council within two months after the end of the month to which the statement relates. *Section 6.8 of the Local Government Act 1995* specifies that a local government is not to incur expenditure from its Municipal Fund for an additional purpose except where the expenditure is authorised in advance by an absolute majority decision of Council.

**RISK MANAGEMENT IMPLICATIONS:**

**Low:** Provision of monthly financial reports to Council fulfils relevant statutory requirements and is consistent with good financial governance.

**STRATEGIC IMPLICATIONS:**

Reporting on the City's financial position is aligned with the City's *Strategic Community Plan 2022-2032*:

Innovative and Accountable

*Our resources and assets are planned and managed in an efficient and sustainable manner.*

*Our community is aware of what we are doing and how we are meeting our goals.*

*Our community is satisfied with the service we provide.*

*We are open and accountable to an engaged community.*

**SUSTAINABILITY IMPLICATIONS:**

Expenditure within this report facilitates various projects, programs, services and initiatives that contribute to protecting/enhancing the City's built and natural environment and to improving resource efficiency.

**PUBLIC HEALTH IMPLICATIONS:**

Expenditure within this report facilitates various projects, programs and services that contribute to the priority health outcomes within the City's *Public Health Plan 2020-2025*.

**FINANCIAL/BUDGET IMPLICATIONS:**

As contained in this report.

**CITY OF VINCENT**  
**NOTE 1 - STATEMENT OF FINANCIAL ACTIVITY**  
**BY NATURE OR TYPE**  
**FOR THE PERIOD ENDED 31 JULY 2024**



CITY OF VINCENT

	Note	Original Budget 2024/25 \$	YTD Budget 31/07/2024 \$	YTD Actual 31/07/2024 \$	YTD Variance \$	YTD Variance %
<b>Opening Funding Surplus(Deficit)</b>		<b>4,689,661</b>	<b>4,689,661</b>	<b>7,927,084</b>	<b>3,237,423</b>	<b>69.0%</b>
<b>Revenue from operating activities</b>						
Rates		44,452,032	44,182,032	44,225,939	43,907	0.1%
Operating Grants, Subsidies and Contributions		1,693,715	141,145	11,821	(129,324)	-91.6%
Fees and Charges		24,628,387	2,089,772	2,326,376	236,604	11.3%
Interest Earnings		2,080,000	138,332	231,982	93,650	67.7%
Other Revenue		1,332,125	103,614	201,203	97,589	94.2%
Profit on Disposal of Assets		4,201,752	0	0	0	0.0%
		<b>78,388,011</b>	<b>46,654,895</b>	<b>46,997,321</b>	<b>342,426</b>	<b>0.7%</b>
<b>Expenditure from operating activities</b>						
Employee Costs		(33,656,433)	(2,509,332)	(2,411,627)	97,705	-3.9%
Materials and Contracts		(24,802,697)	(2,004,642)	(430,172)	1,574,470	-78.5%
Utility Charges		(1,968,786)	(178,074)	(35,587)	142,487	-80.0%
Depreciation on Non-Current Assets		(13,122,588)	(1,093,554)	0	1,093,554	-100.0%
Interest Expenses		(378,943)	(20,138)	(20,138)	0	0.0%
Insurance Expenses		(801,318)	(66,777)	(66,777)	0	0.0%
Other Expenditure		(881,243)	(29,389)	(117,366)	(87,977)	299.4%
Loss on Disposal of Assets		(13,043)	0	0	0	0.0%
		<b>(75,625,051)</b>	<b>(5,901,906)</b>	<b>(3,081,667)</b>	<b>2,820,239</b>	<b>-47.8%</b>
<b>Operating activities excluded from budget</b>						
Add Deferred Rates Adjustment		0	0	219,876	219,876	0.0%
Add Back Depreciation		13,122,588	1,093,554	0	(1,093,554)	-100.0%
Adjust (Profit) Loss on Asset Disposal		(4,188,709)	0	0	0	0.0%
		<b>8,933,879</b>	<b>1,093,554</b>	<b>219,876</b>	<b>(873,678)</b>	<b>-79.9%</b>
<b>Amount attributable to operating activities</b>		<b>11,696,839</b>	<b>41,846,543</b>	<b>44,135,530</b>	<b>2,288,987</b>	<b>5.5%</b>
<b>Investing Activities</b>						
Non-operating Grants, Subsidies and Contributions		4,552,261	0	0	0	0.0%
Purchase Property, Plant and Equipment	4	(9,197,061)	(226,000)	(248,072)	(22,072)	9.8%
Purchase Infrastructure Assets	4	(10,935,546)	(91,000)	(108,068)	(17,068)	18.8%
Proceeds from Joint Venture Operations		3,750,000	1,250,000	1,250,000	0	0.0%
Proceeds from Disposal of Assets		552,350	0	48,175	48,175	0.0%
<b>Amount attributable to investing activities</b>		<b>(11,277,996)</b>	<b>933,000</b>	<b>942,035</b>	<b>9,035</b>	<b>1.0%</b>
<b>Financing Activities</b>						
Principal elements of finance lease payments		(264,318)	(32,273)	(32,273)	0	0.0%
Repayment of Loans		(1,498,010)	(43,802)	(43,802)	0	0.0%
Transfer to Reserves	5	(6,179,099)	(506,590)	(465,640)	40,950	-8.1%
Transfer from Reserves	5	2,982,397	137	37,754	37,617	27457.7%
<b>Amount attributable to financing activities</b>		<b>(4,959,030)</b>	<b>(582,528)</b>	<b>(503,961)</b>	<b>78,567</b>	<b>-13.5%</b>
<b>Closing Funding Surplus(Deficit)</b>		<b>149,474</b>	<b>46,886,676</b>	<b>52,500,687</b>	<b>5,614,011</b>	<b>12.0%</b>

**CITY OF VINCENT**  
**NOTES TO THE STATEMENT OF FINANCIAL ACTIVITY**  
**NOTE 2 - NET CURRENT FUNDING POSITION**  
**FOR THE PERIOD ENDED 31 JULY 2024**



**CITY OF VINCENT**

	Note	YTD Actual	PY Actual
		31/07/2024	31/07/2023
		\$	\$
<b>Current Assets</b>			
Cash Unrestricted		16,987,210	13,574,523
Cash Restricted		23,292,324	18,991,052
Receivables - Rates	6	48,784,954	48,169,574
Receivables - Other	6	3,716,954	4,949,582
Inventories		1,389,422	1,376,824
		<u>94,170,864</u>	<u>87,061,556</u>
<b>Less: Current Liabilities</b>			
Payables		(15,101,810)	(13,924,277)
Provisions - employee		(5,524,356)	(5,772,397)
		<u>(20,626,166)</u>	<u>(19,696,675)</u>
<b>Unadjusted Net Current Assets</b>		<b>73,544,698</b>	<b>67,364,881</b>
<b>Adjustments and exclusions permitted by FM Reg 32</b>			
Less: Reserves - restricted cash	5	(23,292,324)	(18,991,052)
Less: Land held for sale		(1,101,531)	(1,251,293)
Add: Current portion of long term borrowings		1,500,641	1,511,162
Add: Infringement Debtors transferred to non current asset		1,625,260	1,293,417
Add: Current portion of long term finance lease liabilities		265,929	0
		<u>(21,044,011)</u>	<u>(17,378,560)</u>
<b>Adjusted Net Current Assets</b>		<b>52,500,687</b>	<b>49,986,321</b>

**CITY OF VINCENT**  
**NOTE 3 - STATEMENT OF FINANCIAL POSITION**  
**FOR THE PERIOD ENDED 31 JULY 2024**



**CITY OF VINCENT**

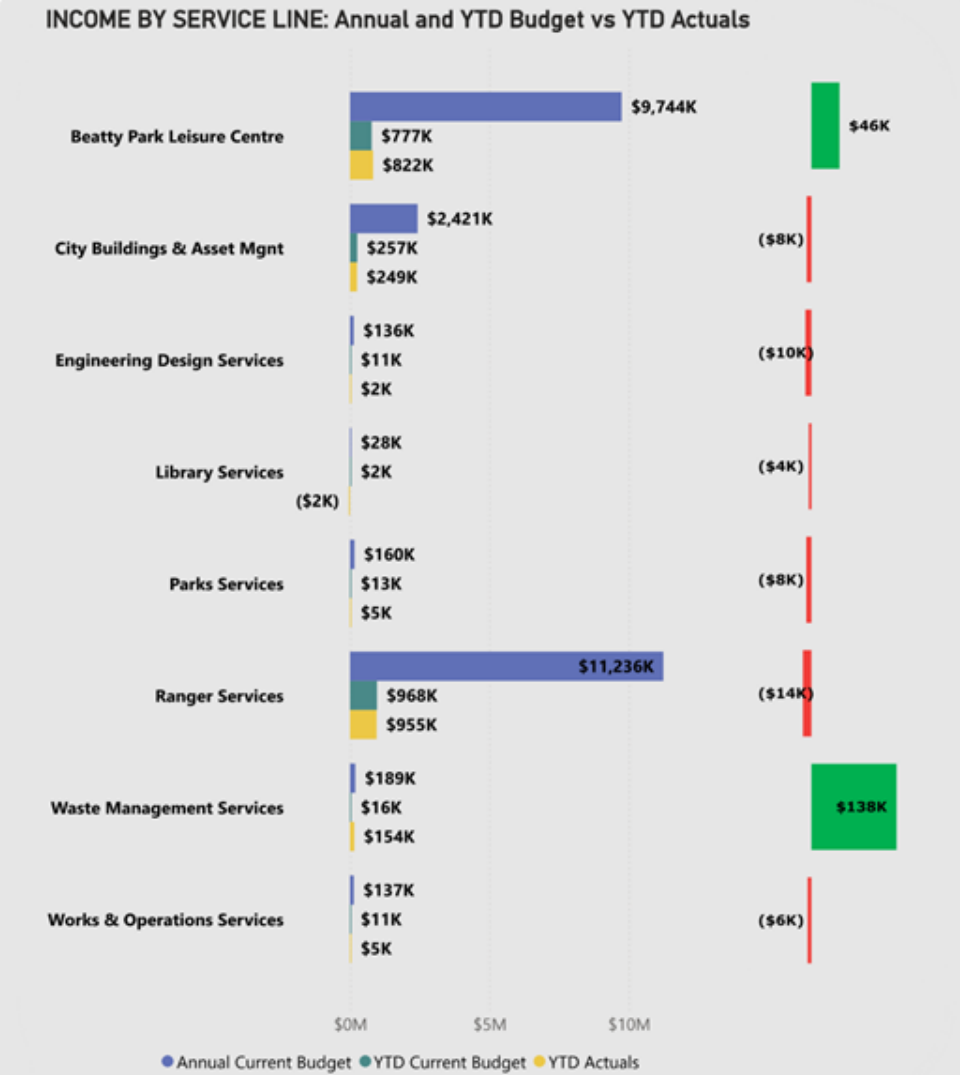
	Note	YTD Actual 31/07/2024 \$	PY Actual 30/06/2024 \$
<b>Current Assets</b>			
Cash Unrestricted		16,987,210	15,812,924
Cash Restricted		23,292,324	22,864,438
Receivables - Rates	6	48,784,954	1,345,454
Receivables - Other	6	3,716,954	3,999,440
Inventories		1,389,422	1,402,537
<b>Total Current Assets</b>		<b>94,170,864</b>	<b>45,424,793</b>
<b>Non-Current Assets</b>			
Receivables - Rates		197,432	208,654
Receivables - Other		1,364,454	1,364,454
Inventories		83,972	41,986
Investment in associate		13,712,895	14,962,895
Property, plant and equipment		250,696,247	250,657,162
Infrastructure		149,262,613	149,308,446
Right of use assets		644,136	644,136
Intangible assets		145	145
<b>Total Non-Current Assets</b>		<b>415,961,894</b>	<b>417,187,878</b>
<b>Total Assets</b>		<b>510,132,758</b>	<b>462,612,671</b>
<b>Current Liabilities</b>			
Payables		(15,101,810)	(11,489,328)
Provisions - employee		(5,524,356)	(5,388,014)
<b>Total Current Liabilities</b>		<b>(20,626,166)</b>	<b>(16,877,342)</b>
<b>Non-Current Liabilities</b>			
Borrowings		(9,020,479)	(9,100,796)
Employee related provisions		(541,428)	(541,428)
<b>Total Non-Current Liabilities</b>		<b>(9,561,907)</b>	<b>(9,642,224)</b>
<b>Total Liabilities</b>		<b>(30,188,073)</b>	<b>(26,519,566)</b>
<b>Net Assets</b>		<b>479,944,686</b>	<b>436,093,105</b>
<b>Equity</b>			
Retained Surplus		(155,894,157)	(112,470,462)
Reserve Accounts		(23,292,324)	(22,864,438)
Revaluation Surplus		(300,758,205)	(300,758,205)
<b>Total Equity</b>		<b>(479,944,686)</b>	<b>(436,093,105)</b>

CITY OF VINCENT

NOTE 4 - SUMMARY OF INCOME AND EXPENDITURE

INFRASTRUCTURE AND ENVIRONMENT DIRECTORATE

AS AT 31 JULY 2024



KEY VARIANCE COMMENTARY

(\$20,000 and 10%)

**Beatty Park Leisure Centre**  
\$46k favourable income mostly due to timing variances of enrolment fees \$33k and admission \$19k.  
\$227k favourable expenditure mostly due to timing variances for depreciation of \$141k, materials and contracts \$63k and utilities \$43k.

**City Buildings & Asset Management**  
\$573k favourable expenditure mostly due to timing variances for depreciation \$367k, materials and contracts \$172k and utilities \$23k.

**Engineering Design Services**  
\$50k favourable expenditure due to timing variances for utilities of \$64k and depreciation of \$17k. This is partially offset with unfavourable timing variance in employee cost of \$51k.

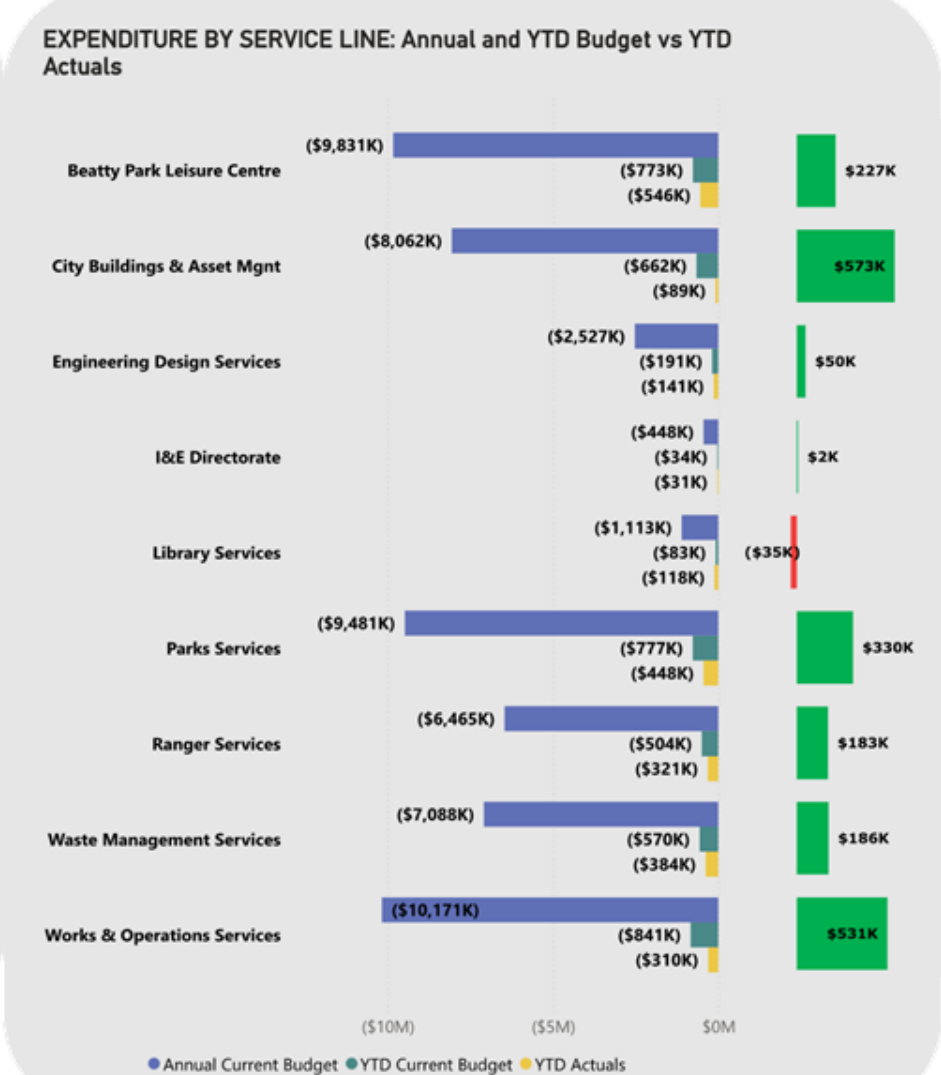
**Library Services**  
\$35k unfavourable expenditure mostly due to timing variances of employee costs of \$35k.

**Parks Services**  
\$330k favourable expenditure mostly due to timing variances for materials and contracts of \$279k, depreciation of \$104k. This is partially offset with unfavourable timing variance in employee costs of \$60k.

**Ranger Services**  
\$183k favourable expenditure mainly due to timing variances on materials and contracts of \$89k, other expenditure of \$65k and depreciation of \$31k.

**Waste Management Services**  
\$138k favourable income variance due to timing variances in fees and charges of \$106k and other revenues of \$32k.  
\$186k favourable expenditure mostly due to timing variance on materials and contracts of \$199k which is partially offset by unfavourable timing variances in employee costs of \$15k.

**Works & Operations Services**  
\$531k favourable expenditure mostly due to timing variance on depreciation of \$432k and materials and contracts \$128k.



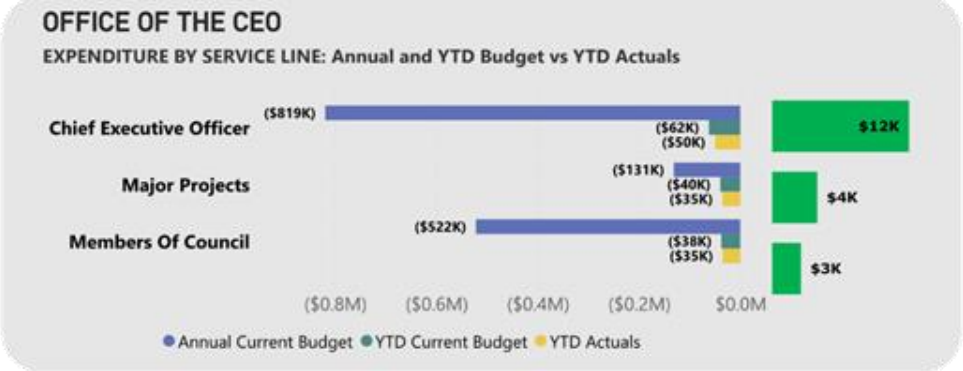
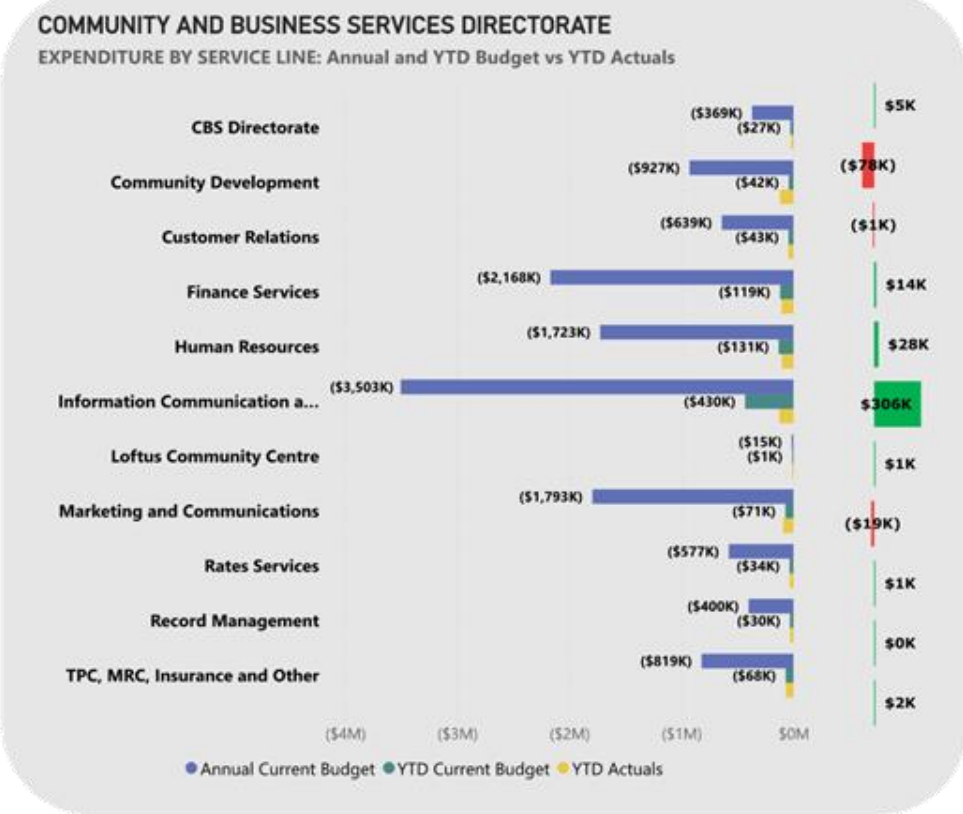
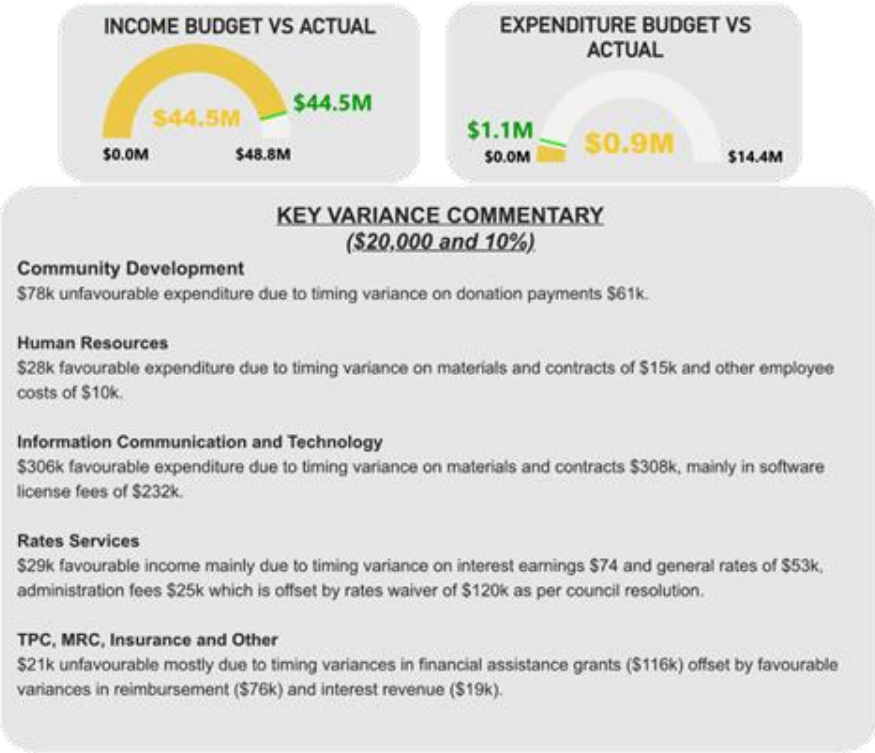
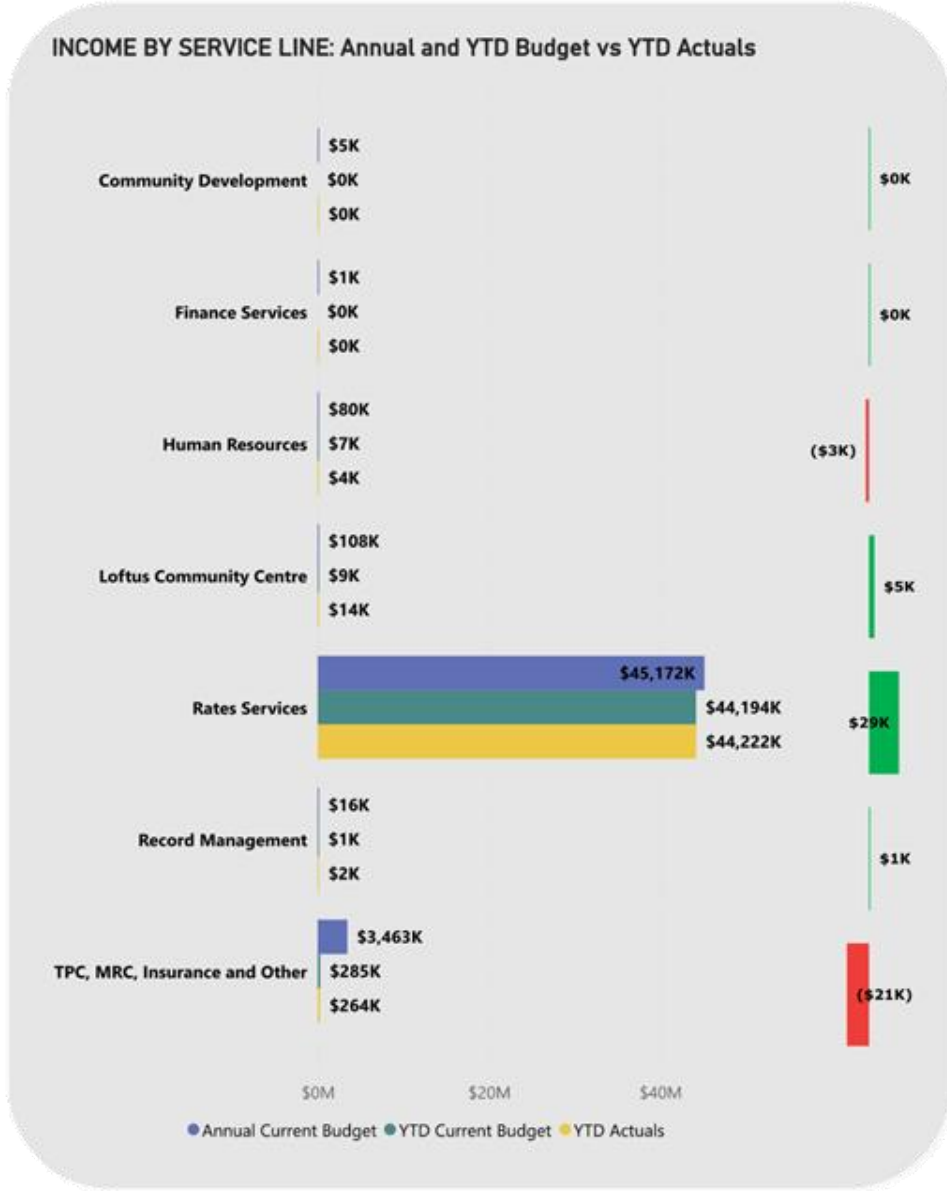
CITY OF VINCENT

NOTE 4 - SUMMARY OF INCOME AND EXPENDITURE

COMMUNITY & BUSINESS SERVICES DIRECTORATE

OFFICE OF THE CEO

AS AT 31 JULY 2024



CITY OF VINCENT

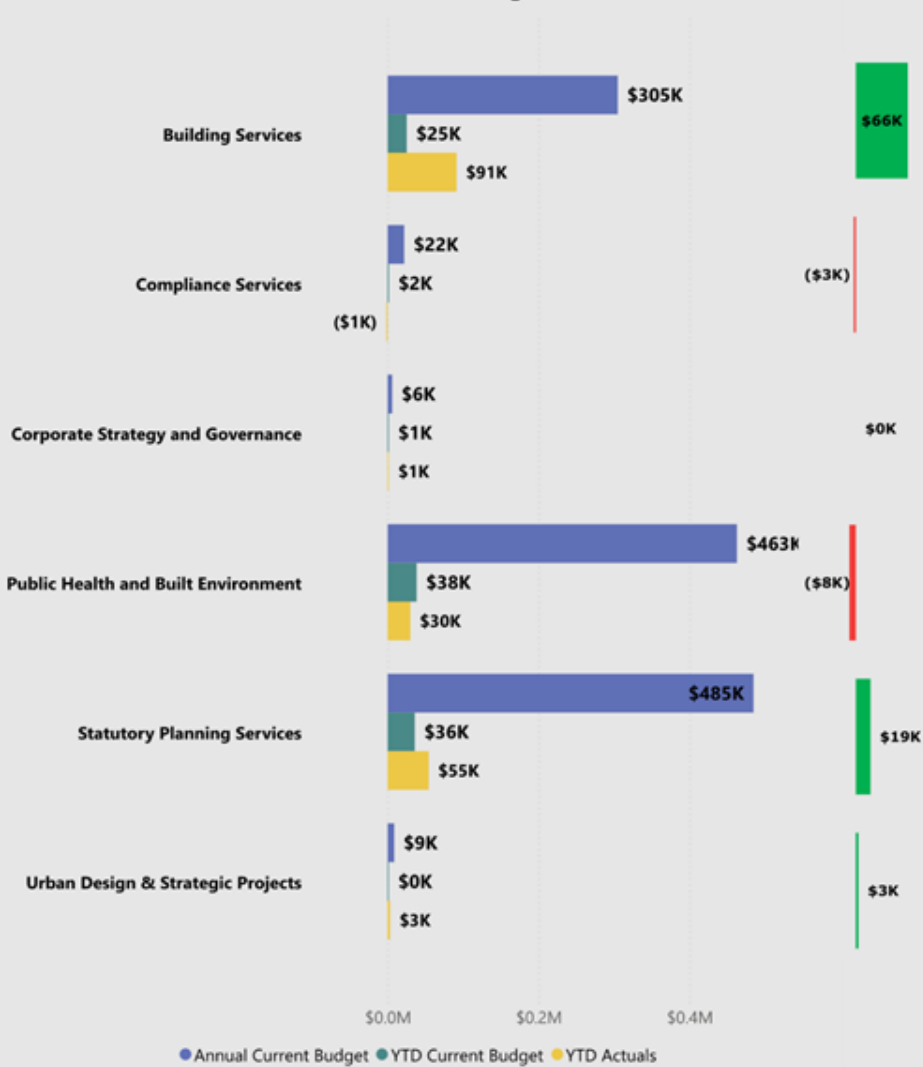
NOTE 4 - SUMMARY OF INCOME AND EXPENDITURE

STRATEGY AND DEVELOPMENT DIRECTORATE

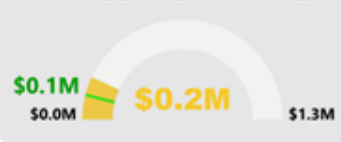
AS AT 31 JULY 2024




INCOME BY SERVICE LINE: Annual and YTD Budget vs YTD Actuals



INCOME BUDGET VS ACTUAL



EXPENDITURE BUDGET VS ACTUAL



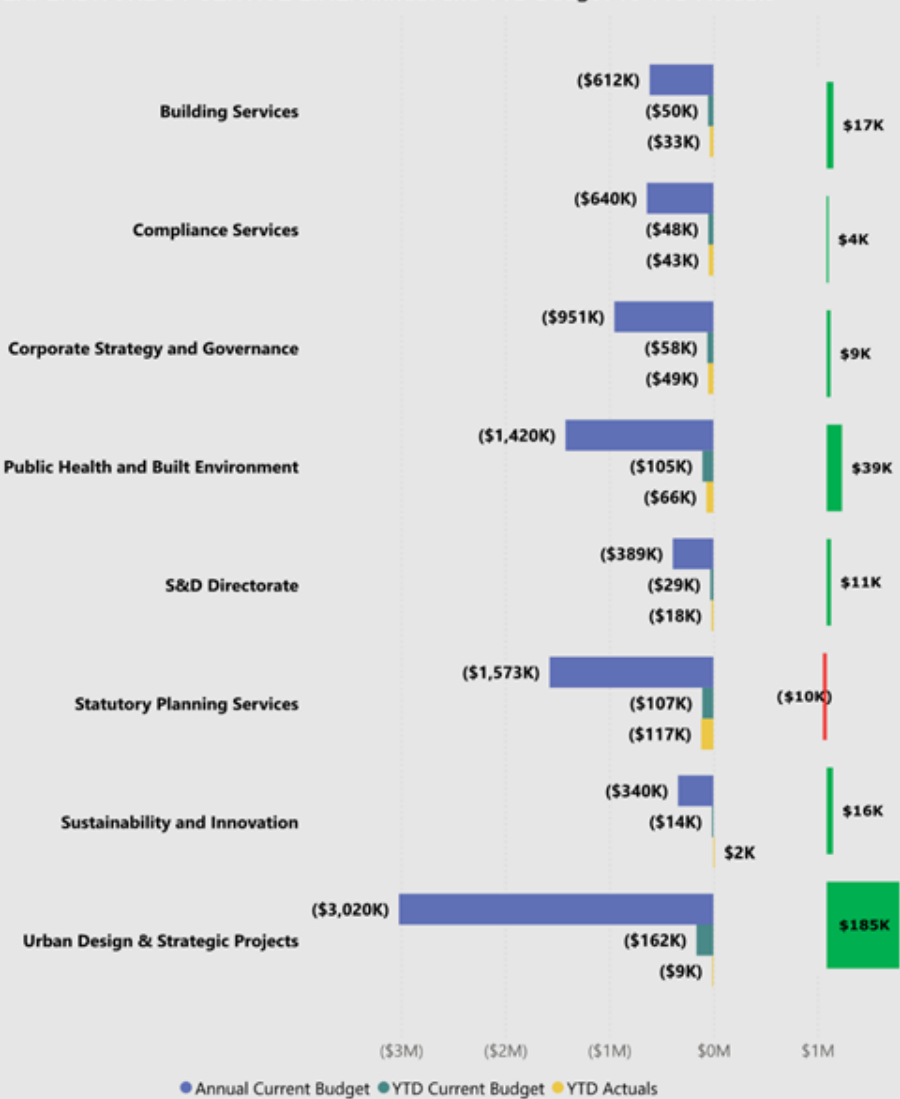
KEY VARIANCE COMMENTARY  
(\$20,000 and 10%)

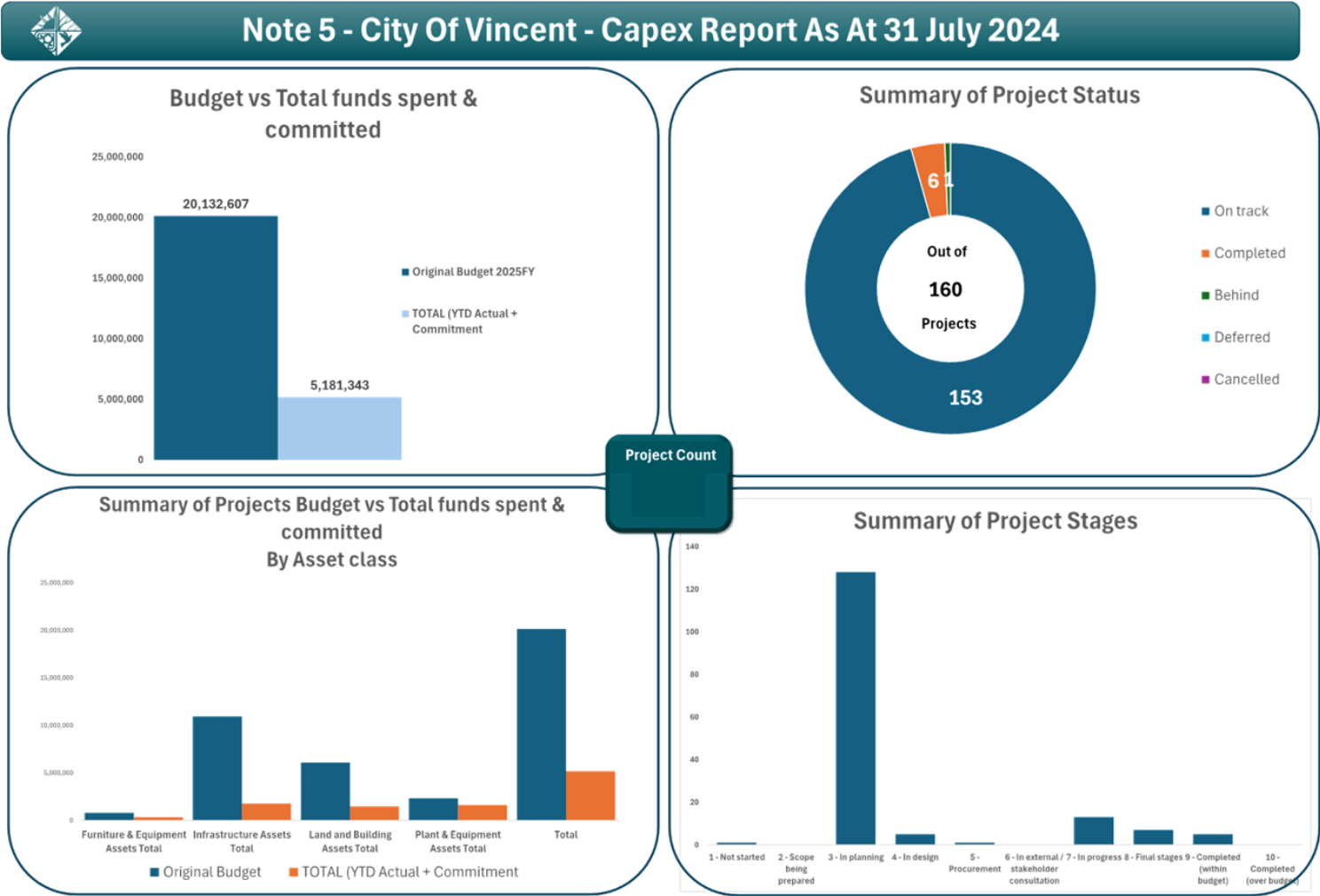
**Building Services**  
\$66k favourable income due to timing variance on fees and charges \$66k.

**Public Health and Built Environment**  
\$39k favourable expenditure due to timing variance on materials and contracts \$38k.

**Urban Design & Strategic Projects**  
\$193k favourable expenditure mostly due to timing variance on materials and contracts.

EXPENDITURE BY SERVICE LINE: Annual and YTD Budget vs YTD Actuals





CITY OF VINCENT  
NOTE 5 - CAPITAL WORKS SCHEDULE 2024/25  
AS AT 31 JULY 2024

WO Name	Original Budget 2025FY	YTD Budget	YTD Actual	YTD Variance	Commitment	TOTAL (YTD Actual + Commitment	Status	Stage	Commentary
<b>Land and Building Assets</b>									
<b>Air Conditioning &amp; HVAC Renewal</b>									
Air Conditioning & HVAC Renewal - Admin	484,000	-	-	-	-	-	On track	3 - In planning	Scope development
Air Con & HVAC Renew - Miscellaneous	91,570	-	-	-	27,527	27,527	On track	3 - In planning	Scope development
Air Con/HVAC Renew - Mt Hawthorn Comm Centre (Leased)	100,000	-	-	-	-	-	On track	3 - In planning	
Leederville Oval - HVAC Renewal - East Perth Function Room	120,000	-	-	-	-	-	On track	3 - In planning	
<b>Public Toilet Renewal Program</b>									
Britannia Road Pavilion Toilets - Roof Resheeting	70,000	-	-	-	-	-	On track	3 - In planning	
<b>BPLC - Construction of Indoor Changerooms</b>									
BPLC – Construc & Fit Out Indoor Pool Changerooms	742,352	5,000	3,525	1,475	59,472	62,997	On track	7 - In progress	Works ongoing
<b>Litis Stadium changeroom redevelopment</b>									
Infrastructure Works - Litis Stadium	1,900,000	-	0	(0)	817,790	817,790	On track	3 - In planning	
Floreat Athena Clubroom Refurbishment - Litis Stadium	221,653	-	-	-	218,800	218,800	On track	3 - In planning	
<b>Beatty Park Leisure Centre - Facilities Infrastruc</b>									
BPLC - Facilities Infrastructure Renewal	250,000	25,000	23,720	1,280	75,738	99,458	On track	3 - In planning	
BPLC - Pool Tiling Works	6,848	-	-	-	29,409	29,409	On track	3 - In planning	
BPLC - Eastern Side Grandstand - Water Ingress	350,000	-	-	-	-	-	On track	3 - In planning	
<b>Miscellaneous Asset Renewal (City Buildings)</b>									
Misc Asset Renewal - City buildings	100,000	-	-	-	-	-	On track	3 - In planning	
Loftus - Gymnastics WA - Renew Fans and Ventilation	100,000	-	-	-	-	-	On track	3 - In planning	
Forrest Park Croquet - Kitchen Renewal	15,000	-	-	-	-	-	On track	3 - In planning	
City Buildings Painting Renewal	30,000	-	-	-	-	-	On track	3 - In planning	
<b>Land and Building Asset Renewal Projects</b>									
DLGSC - Lighting Renewal	243,302	-	-	-	948	948	On track	3 - In planning	
Lease Property Non Scheduled Renewal	101,500	-	-	-	20,051	20,051	On track	3 - In planning	
Library Renewals - Upgrades to Accessibility	85,000	-	-	-	-	-	On track	3 - In planning	
Gym roof repairs (Leased Belgravia)	60,000	-	-	-	-	-	On track	3 - In planning	
Lift Renewal - Administration & Civic Centre	240,000	-	-	-	131,210	131,210	On track	3 - In planning	Contractors engaged.
Leederville Oval - Misc Buildings Renewal	12,436	-	-	-	12,436	12,436	On track	3 - In planning	Retention money to be paid this FY.
Administration Centre Stage 1 - Accessibility (2024)		-	-	-	-	-	On track	3 - In planning	
Stage 2 - Customer Service and Foyer Renewal (2025)	300,000	-	-	-	13,898	13,898	On track	3 - In planning	
Loftus - Gymnastics WA - Roof Renewal	100,000	-	-	-	-	-	On track	3 - In planning	
Mt Hawthorn Com Centre - Roof Renewal	200,000	-	-	-	-	-	On track	3 - In planning	
DLGSC - Renew balcony tiling and waterproofing	35,000	-	-	-	-	-	On track	3 - In planning	
North Perth Bowling Club - conversion of bowling green	66,000	-	-	-	-	-	On track	3 - In planning	
<b>Water and Energy Efficiency Initiatives</b>									
Water and Energy Efficiency Initiatives	50,000	-	-	-	-	-	On track	3 - In planning	
<b>Land &amp; Building Assets Total</b>	<b>6,074,661</b>	<b>30,000</b>	<b>58,128</b>	<b>(28,128)</b>	<b>1,407,279</b>	<b>1,465,407</b>			

Furniture & Equipment Assets

<b>Beatty Park Leisure Centre - Furniture &amp; Equipment</b>									
BPLC - Non Fixed Assets Renewal	195,000	-	-	-	5,755	5,755	On track	3 - In planning	
BPLC Non-Infrastructure Fixed Asset Renewal	100,000	-	-	-	-	-	On track	3 - In planning	
<b>ICT Renewal Program</b>									
ICT Infrastructure Renewal	120,000	6,000	5,815	185	-	5,815	On track	3 - In planning	
<b>Public Arts Projects</b>									
COVID-19 Artwork relief project	107,500	-	-	-	139,750	139,750	On track	7 - In progress	Awaiting for geo tech report to confirm engineering constru
<b>Miscellaneous Asset Renewal (City Buildings)</b>									
Furniture and Equipment Renewal - (Admin, Library and Depot)	40,000	-	-	-	3,960	3,960	On track	3 - In planning	
<b>Parking Machines Asset Replacement Program</b>									
Parking Infrastructure Renewal Program	226,012	190,000	180,385	9,615	-	180,385	Completed	9 - Completed (within budget)	Balance of modems for ticket machines completed
<b>Furniture &amp; Equipment Assets Total</b>	<b>788,512</b>	<b>196,000</b>	<b>186,200</b>	<b>9,800</b>	<b>149,465</b>	<b>335,665</b>			

Plant & Equipment Assets

<b>Major Plant Replacement Program</b>									
Heavy Fleet Replacement Program	1,320,000	-	-	-	1,476,037	1,476,037	On track	3 - In planning	
<b>Fleet Management Program</b>									
Light Fleet Replacement - Annual Allocation	-	-	-	-	-	-			
P1267 - Toyota Camry Hybrid 2.5LT. Rego. 1GUX039	50,000	-	-	-	-	-	On track	3 - In planning	
P1268 - Toyota Corolla Hybrid. 1GVG554	50,000	-	-	-	-	-	On track	3 - In planning	
P1270 - Toyota Corolla Hybrid 1GWG751, Ascent Hatch	50,000	-	-	-	-	-	On track	3 - In planning	
P1271 - Toyota Corolla Hybrid 1GWG752, Ascent Hatch	50,000	-	-	-	-	-	On track	3 - In planning	
P1272 - 1GWH072, Nissan LEAF EV 18MY, Artic White/Black	50,000	-	-	-	-	-	On track	3 - In planning	
P1273 - 1GWH073, Nissan LEAF Ev 18MY	50,000	-	-	-	-	-	On track	3 - In planning	
P1281 - HYUNDI - Ioniq EV Hatch - 1HCJ354 Rangers	50,000	-	-	-	-	-	On track	3 - In planning	
P1282 - Toyota Corolla Sedan Hybrid - 1HDR934	50,000	-	-	-	-	-	On track	3 - In planning	
P1289 - Kluger Hybrid Wagon 1HNG494	65,000	-	-	-	-	-	On track	3 - In planning	
P2186 - Fiat Doblo 1.6L MTA SWB/LR VAN Diesel - 1GEA133	50,000	-	-	-	-	-	On track	3 - In planning	
P2193 - Nissan Navara 4x2 - 1GQG990	50,000	-	-	-	-	-	On track	3 - In planning	
P2212 - Nissan Navara 4X DSL Auto DC RX - 1HCO126	50,000	-	-	-	-	-	On track	3 - In planning	
P2213 - Renault Kangaroo 1H1Y67	50,000	-	-	-	-	-	On track	3 - In planning	
P2215 - NAVARA 4X2 1HKO697	50,000	-	-	-	-	-	On track	3 - In planning	
P4006 - Polmac Box Trailer - 8WM071	3,000	-	-	-	-	-	On track	3 - In planning	
P4009 - Box Trailer - 8WL891	3,000	-	-	-	-	-	On track	3 - In planning	
P4020 - Trailer - Polmac 7x4 - 1TH414	5,000	-	-	-	-	-	On track	3 - In planning	
P4022 - Trailer - Polmac 7x4 Tipper - 1THR345	5,000	-	-	-	-	-	On track	3 - In planning	
P4026 - Trailer - 6 X 4 Tradesman - 1TIX236	7,500	-	-	-	-	-	On track	3 - In planning	
P4029 - Trailer 6X4 14inch One Door 1TNN265	5,000	-	-	-	-	-	On track	3 - In planning	
P4030 - Trailer 8X6 2 tonner Flat Top	5,000	-	-	-	-	-	On track	3 - In planning	
P4032 - Trailer 6x4 Galvanized Import - 1TQH625	5,000	-	-	-	-	-	On track	3 - In planning	
P4035 - 7x4 Cage Trailer with ramp 1TSS280	5,000	-	-	-	-	-	On track	3 - In planning	
P2171 - Toyota Corolla Hybrid Hatch	25,000	-	-	-	-	-	On track	3 - In planning	
P2209 - VW Caddy Maxi TDI250	69,894	-	-	-	69,894	69,894	On track	8 - Final stages	Ordered, expected delivery date August 2024
P2200 - VOLKSWAGEN Caddy Maxi TDI250	69,894	-	-	-	69,894	69,894	On track	8 - Final stages	Ordered, expected delivery date August 2024
P1279 - Toyota Camry Hybrid SL	28,000	-	-	-	-	-	On track	3 - In planning	
P2212 - Nissan Navara 4x DSL	45,000	-	-	-	-	-	On track	3 - In planning	
P1286 - Corolla Sedan Hybrid 1HKS151	-	-	3,744	(3,744)	-	3,744	Completed	9 - Completed (within budget)	2024FY project.
<b>Artlets</b>									
Artlets - Public Art - Sculpture	17,600	-	-	-	2,400	2,400	On track	3 - In planning	
<b>Plant &amp; Equipment Total</b>	<b>2,333,888</b>	<b>-</b>	<b>3,744</b>	<b>(3,744)</b>	<b>1,618,225</b>	<b>1,621,969</b>			

**Infrastructure Assets**

Robertson Park Development Plan - Stage 1									
Robertson Park Stage 1A - Tennis Centre	350,000	-	-	-	158,766	158,766	On track	8 - Final stages	Majority of works to be completed July 24. Lighting procurement delayed until October 24
Greening program - Robertson Park	-	22,000	20,754	1,246	-	20,754	On track	7 - In progress	
Robertson Park Stage 1B/1C - Tennis Centre	1,579,000	-	-	-	-	-	On track	4 - In design	Landscaping design complete. Procurement for Civil engineering design complete.
Robertson Park Stage 1B - Contingency	-	-	-	-	-	-	On track	3 - In planning	
Robertson Park Stage 1A - Contingency	50,000	-	-	-	13,000	13,000	On track	8 - Final stages	
MISCELLANEOUS									
Temporary at-grade car park	450,000	-	-	-	-	-	On track	3 - In planning	
Parks Fencing Renewal Program									
Shakespeare St Res - renew perimeter fencing	30,000	-	-	-	-	-	On track	5 - Procurement	Quotes being sought. Consultation on fence style change completed.
Jack Marks Reserve - renew perimeter fencing	50,000	-	-	-	-	-	On track	3 - In planning	Consultation in conjunction with eco-zoning - August/September.
Footpath Upgrade and Renewal Program									
Footpath Upgrade and Renewal Program	185,500	35,000	34,092	908	82,169	116,261	On track	3 - In planning	Works ongoing
Parks Irrigation Upgrade & Renewal Program									
Britannia Reserve - renew groundwater bore (south) No 40	45,000	-	-	-	-	-	On track	7 - In progress	Awaiting timeframes. DWER Licence Received
Keith Frame Res - renew ground irrigation system and electrical cubicle and bore renewal	120,826	-	-	-	87,221	87,221	On track	7 - In progress	Works to occur September.
Hyde Park - renew groundwater bores No 24 and 29	90,000	-	-	-	-	-	On track	3 - In planning	DWER licence to be applied for
Robertson Park - renew groundwater bore No 31	50,000	-	-	-	-	-	On track	3 - In planning	DWER licence to be applied for
Gladstone St Res - renew irrigation, elec cabinet and ground water bore	120,000	-	-	-	-	-	On track	4 - In design	Design being developed
Ellesmere St Res - renew groundwater bore & electrical cabinet	75,000	-	-	-	-	-	On track	3 - In planning	DWER licence to be applied for
Brentham St Res - renew groundwater bore and electrical cabinet	75,000	-	-	-	-	-	On track	3 - In planning	DWER licence to be applied for
install iron filter	170,000	-	-	-	-	-	On track	3 - In planning	DWER licence to be applied for
Forrest Park - upgrade irrigation system and electrical cabinet	250,000	-	-	-	1,000	1,000	On track	4 - In design	Design being developed
Litis Stadium - Inground Irrigation Renewal	90,000	-	-	-	-	-	On track	4 - In design	Design being developed
Road Maintenance Programs – MRRG									
Annual MRRG Program - bgt to be split	95,285	-	-	-	-	-	On track	3 - In planning	
MRRG - Brady Street South Bound	185,689	-	-	-	183,189	183,189	On track	3 - In planning	
MRRG - Powis Street EB	-	-	-	-	-	-	On track	3 - In planning	
MRRG - Bulwer Street EB	231,132	-	-	-	-	-	On track	3 - In planning	
MRRG - Angove Street EB	221,892	-	-	-	-	-	On track	3 - In planning	
MRRG - Leederville Pde	376,002	-	-	-	-	-	On track	3 - In planning	
MRRG - Guildford Rd EB	-	-	-	-	-	-	On track	3 - In planning	
Road Maintenance Programs – Local Road Program									
Annual Local Roads Program - bgt to be split	-	-	-	-	-	-	On track	3 - In planning	
LRP - Melrose St - Oxford St to Leicester St	159,830	-	-	-	135,618	135,618	On track	3 - In planning	
LRP - Stamford St - Melrose Street to Freeway Off Ramp	86,845	-	-	-	116,642	116,642	On track	3 - In planning	
LRP - Barnet St - Bourke Street to Barnet place	182,820	-	-	-	10,766	10,766	On track	3 - In planning	
LRP - Vine St - View Street to Alma Road	66,000	-	-	-	26,835	26,835	On track	3 - In planning	
LRP - Amy St - Lake St to Cul-De-Sac	89,870	-	-	-	6,292	6,292	On track	3 - In planning	
LRP - Halvey Ave - Bruce St to Richmond St	36,795	-	-	-	4,194	4,194	On track	3 - In planning	
LRP - Elton St - Ellesmere St to Green St	191,785	-	-	-	-	-	On track	3 - In planning	
LRP - Old Aberdeen Place - Golding St to Cul De Sac	92,840	-	-	-	15,193	15,193	On track	3 - In planning	
LRP - Broome Street - Beaufort St to Smith St	181,555	-	-	-	-	-	On track	3 - In planning	
LRP - Glebe Street - View St to Alma Rd	88,165	-	-	-	-	-	On track	3 - In planning	
LRP - Raglan Rd - Fitzgerald St to Norfolk St	145,695	-	-	-	-	-	On track	3 - In planning	
LRP - Forrest Street - Norfolk St to William St	164,890	-	-	-	-	-	On track	3 - In planning	
LRP - Forrest Street - William St to Walcott St	112,910	-	-	-	-	-	On track	3 - In planning	
LRP - Glendower Street - William St to Fitzgerald St	-	-	-	-	-	-	On track	3 - In planning	
LRP - Monmouth Street - William St to York St	-	-	-	-	-	-	On track	3 - In planning	

LRP - Bramall Street - E Parade to Joel Toe	-	-	-	-	-	-	On track	3 - In planning	
LRP - Chamberlain Street - Loftus Street to Pennant Street	-	-	850	(850)	2,565	3,415	Completed	9 - Completed (within budget)	2024FY project.
LRP - Hardy Street - Howlett Street to Scarborough Beach Road	-	-	180	(180)	5,662	5,843	Completed	9 - Completed (within budget)	2024FY project.
LRP - Richmond Street - Oxford Street to Leicester Street	-	-	159	(159)	5,566	5,725	Completed	9 - Completed (within budget)	2024FY project.
<b>Parks Greening Plan Program</b>									
Greening plan	150,000	-	-	-	2,542	2,542	On track	3 - In planning	2025 planting season projects TBD
Post PSHB Restoration Works	125,000	-	-	-	-	-	On track	4 - In design	Awaiting for DPIRD works to occur
<b>Traffic Management Improvements</b>									
Minor Traffic Management Improvements	337,850	-	-	-	29,534	29,534	On track	3 - In planning	Works and planning ongoing
<b>Parks Infrastructure Upgrade &amp; Renewal Program</b>									
Parks Infrastructure Upgrade & Renewal - BBQ provision	45,000	-	-	-	40,162	40,162	On track	7 - In progress	BBQ's ordered - arriving August
Axford Park - replace flag poles	10,000	-	-	-	-	-	On track	7 - In progress	Ordered
<b>Accessible City Strategy Implementation Program</b>									
Wayfinding Implementation Plan - Stage 1	126,800	-	-	-	5,696	5,696	On track	8 - Final stages	Consultant completing final amendments to plan by end of July 24.
<b>Road Maintenance Programs – State Black Spot</b>									
Blackspot - Broome/Wright, Highgate	150,000	-	-	-	89,822	89,822	On track	3 - In planning	
<b>Road Maintenance Programs – Roads to Recovery</b>									
Annual Roads to Recovery Program - bgt to be split	233,740	-	-	-	-	-	On track	3 - In planning	
R2R - Forrest St - Norfolk St to William St	-	-	-	-	-	-	On track	3 - In planning	
R2R - Harold St - Vincent St to Beaufort St	-	-	-	-	-	-	On track	3 - In planning	
R2R - Forrest St - Fitzgerald St to Norfolk St	-	-	-	-	-	-	On track	3 - In planning	
R2R - Brentham Street - Egina and Raglan	-	-	2,577	(2,577)	1,500	4,077	Completed	10 - Completed (over budget)	2024FY project.
R2R - Raglan Road - Hutt to Hyde Street	-	-	2,734	(2,734)	158,045	160,778	Completed	10 - Completed (over budget)	2024FY project.
<b>Public Open Space Strategy Implementation Plan</b>									
Public Open Space Strategy Implementation	30,600	-	-	-	13,816	13,816	On track	7 - In progress	Items to be ordered as required
Birdwood Square - Public Toilets	44,306	1,000	740	261	5,235	5,975	On track	8 - Final stages	Toilet nearing completion
Birdwood Square upgrades - POS elements	59,530	-	-	-	29,058	29,058	On track	7 - In progress	Items to be ordered as required
<b>Parks Lighting Renewal Program</b>									
Lighting Renewal Program - General Provision	50,000	11,000	10,284	716	10,125	20,409	On track	7 - In progress	Britannia Rd - bollard installation underway
<b>Community Safety Initiatives</b>									
Laneway Lighting Program	83,200	-	-	-	12,250	12,250	On track	3 - In planning	New laneway lighting locations being confirmed
<b>Banks Reserve Master Plan Implementation</b>									
Walter's Brook Crossing	247,000	10,000	7,684	2,316	168,945	176,629	On track	3 - In planning	Engineering currently reviewing drawings
General landscaping and park furniture/amenities	100,000	-	-	-	-	-	On track	3 - In planning	
Boardwalk - Interpretation Node	15,000	-	-	-	295	295	On track	8 - Final stages	Parks to complete works Sept 24.
<b>Gully Soak-well and Minor Drainage Improvement Pro</b>									
Minor Drainage Improvement Program	92,128	-	1,789	(1,789)	22,734	24,523	On track	3 - In planning	
Catchment Drainage Improvements	500,000	-	-	-	-	-	On track	3 - In planning	
<b>Parks Eco-Zoning Program</b>									
Monmouth Street	8,136	-	-	-	-	-	Behind	1 - Not started	On hold
Jack Marks Reserve - Eco-zoning	10,000	-	-	-	-	-	On track	3 - In planning	Consultation required with fencing
Road Reserves - Eco-zoning	13,000	-	-	-	-	-	On track	3 - In planning	Locations being determined
Bourke Street Reserve - Eco-zoning	20,000	-	-	-	-	-	On track	3 - In planning	Plans to be developed - drainage incorporated
Leake/Alma Street Reserve - Eco-zoning	7,000	-	-	-	-	-	On track	3 - In planning	Plans to be developed for consultation
Blackford Street Reserve - Eco-zoning	-	-	151	(151)	133	284	Completed	9 - Completed (within budget)	2024FY project.
<b>Parks Pathways Renewal Program</b>									
Venables Park - re-asphalt existing bitumen pathways	50,000	-	-	-	-	-	On track	3 - In planning	Works to be programmed with Engineering
Banks Reserve - re-asphalt existing bitumen pathways	50,000	-	-	-	-	-	On track	3 - In planning	Works to be programmed with Engineering

<b>Car Parking Upgrade/Renewal Program</b>									
Minor Capital Improv of City Car Parks (General Provision)	22,000	-	-	-	2,516	2,516	On track	3 - In planning	
Access and Inclusion (DAIP) – ACROD Parking Improve Program	30,000	12,000	11,000	1,000	36,364	47,364	On track	7 - In progress	Awaiting bollards for completion of project
Accessibility audits and proposed project implementation	50,000	-	-	-	-	-	On track	7 - In progress	As above
<b>Bus Shelter Replacement and Renewal Program</b>									
Bus Shelters - Replace & Upgrade	40,000	-	-	-	-	-	On track	3 - In planning	
<b>Parks Playground / Exercise Equipment Upgrade</b>									
Britannia Reserve - replace exercise equipment	80,000	-	-	-	-	-	On track	3 - In planning	RFQ to be developed for e-Quotes
Edinboro St Res - repl playground equipment and soft fall	160,000	-	-	-	-	-	On track	3 - In planning	Consultation to be developed
Hyde Park - renew playground and softfall (east)	150,000	-	-	-	-	-	On track	3 - In planning	Consultation to be developed
Auckland & Hobart St Reserve - replace shade sails	25,000	-	-	-	10,845	10,845	On track	7 - In progress	Ordered - installation date TBD
Beatty Park Reserve - Renew Playground Equipment and Softfall	170,000	-	-	-	-	-	On track	3 - In planning	Consultation to be developed
Birdwood Square - Renew Playground Equipment and Softfall	170,000	-	-	-	-	-	On track	7 - In progress	Designs being finalised for consultation with HPS
Leased Properties Margaret Kindy - Playground Equipment and Softfall Renewal	100,000	-	-	-	-	-	On track	3 - In planning	Scope to be developed with Kindy
Lynton St Res - Renew/rep playground equipment	-	-	650	(650)	-	650	Completed	10 - Completed (over budget)	2024FY project.
Hyde Park - water playground	-	-	-	-	-	-	On track	3 - In planning	
<b>Bicycle Network</b>									
Bicycle Network	520,430	-	-	-	25,210	25,210	On track	3 - In planning	
Bicycle Network - Travel Smart Actions	25,500	-	-	-	-	-	On track	3 - In planning	
<b>Rights of Way Rehabilitation Program</b>									
Rights of Way Rehab Program	126,000	-	-	-	1,116	1,116	On track	3 - In planning	
<b>Street Lighting Renewal Program</b>									
Street Lighting Upgrade Program	30,000	-	-	-	-	-	On track	3 - In planning	
<b>Skate Space at Britannia Reserve</b>									
Mt Hawt Skate Park - Youth Skate Facility (Election Commitment)	188,000	-	-	-	107,364	107,364	On track	3 - In planning	Path/basketball in planning for Oct/Nov
<b>Car Parking Upgrade/Renewal Program</b>									
HBF Stadium Car Park	-	-	14,425	(14,425)	22,250	36,675	On track	8 - Final stages	2024FY project. Works nearing completion
<b>Infrastructure Assets Total</b>	<b>10,935,546</b>	<b>91,000</b>	<b>108,068</b>	<b>(17,068)</b>	<b>1,650,234</b>	<b>1,758,301</b>			
<b>Total</b>	<b>20,132,607</b>	<b>317,000</b>	<b>356,140</b>	<b>(39,140)</b>	<b>4,825,203</b>	<b>5,181,343</b>			

## Summary

	Original Budget 2025FY	YTD Budget	YTD Actual	Remaining Budget
	\$	\$	\$	\$
Land and Buildings	6,074,661	30,000	58,128	99.04%
Furniture and Equipment	788,512	196,000	186,200	76.39%
Plant and Equipment	2,333,888	-	3,744	99.84%
Infrastructure Assets	10,935,546	91,000	108,068	99.01%
<b>Total</b>	<b>20,132,607</b>	<b>317,000</b>	<b>356,140</b>	<b>98.23%</b>

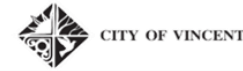
## Funding

	Original Budget 2025FY	YTD Budget	YTD Actual	Remaining Budget
	\$	\$	\$	\$
Own Source Funding - Municipal	12,045,599	316,863	270,211	97.8%
Cash Backed Reserves	2,982,397	137	37,754	98.7%
Capital Grants, Contributions and Loans	4,552,261	-	-	100.0%
Other (Disposals/Trade In)	552,350	-	48,175	91.3%
<b>Total</b>	<b>20,132,607</b>	<b>317,000</b>	<b>356,140</b>	<b>98.23%</b>

CITY OF VINCENT  
NOTE 6 - CASH BACKED RESERVES  
AS AT 31 JULY 2024

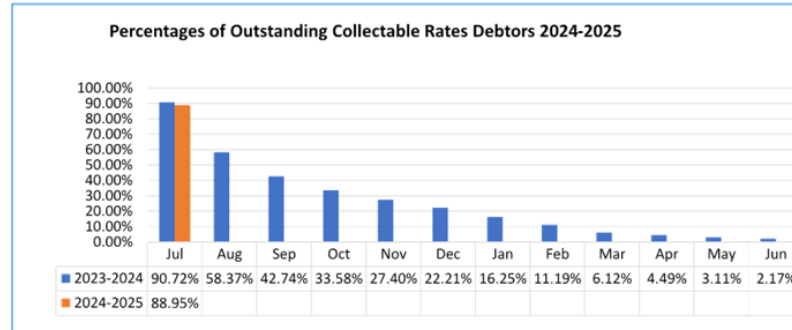
Reserve Particulars	Budget Opening Balance 1/07/2024	Actual Opening Balance 1/07/2024	Budget Transfers to Reserve 31/07/2024	YTD Actual Transfers to Reserve 31/07/2024	Budget Interest Earned 31/07/2024	YTD Actual Interest Earned 31/07/2024	Budget Transfers from Reserve 31/07/2024	YTD Actual Transfers from Reserve 31/07/2024	Budget Closing Balance 31/07/2024	Actual Closing Balance 31/07/2024
	\$	\$	\$	\$	\$	\$	\$	\$	\$	\$
Asset Sustainability Reserve	9,171,284	9,406,909	116,678	263,470	26,647	36,656	0	(37,617)	9,314,609	9,669,419
Beatty Park Leisure Centre Reserve	241,529	273,462	0	0	731	1,006	0	0	242,260	274,468
Cash in Lieu Parking Reserve	884,575	1,023,150	0	0	2,669	3,672	0	0	887,244	1,026,821
Hyde Park Lake Reserve	177,411	175,492	0	0	540	743	0	0	177,951	176,234
Land and Building Acquisition Reserve	326,965	323,439	0	0	995	1,369	0	0	327,960	324,808
Leederville Oval Reserve	76,166	75,344	0	0	232	319	0	0	76,398	75,663
Loftus Community Centre Reserve	151,353	149,712	0	0	461	634	0	0	151,814	150,347
Loftus Recreation Centre Reserve	127,553	285,115	6,075	5,835	380	523	0	0	134,008	291,473
Office Building Reserve - 246 Vincent Street	218,963	216,638	0	0	667	918	0	0	219,630	217,555
Parking Facility Reserve	116,179	114,926	0	0	354	487	0	0	116,533	115,413
Percentage For Public Art Reserve	264,395	312,870	0	0	688	946	0	0	265,083	313,816
Plant and Equipment Reserve	137	138	0	0	0	0	(137)	(137)	0	1
POS reserve - General	1,412,485	1,409,951	0	0	4,338	5,967	0	0	1,416,823	1,415,919
POS reserve - Haynes Street	85,590	100,340	3,545	3,545	260	358	0	0	89,395	104,243
State Gymnastics Centre Reserve	153,448	152,078	1,127	1,083	468	644	0	0	155,043	153,805
Strategic Waste Management Reserve	272,617	271,472	0	100,000	841	1,157	0	0	273,458	372,629
Catalina Land Sales Reserve	6,051,245	6,022,134	312,499	0	18,544	25,509	0	0	6,382,288	6,047,643
Underground Power Reserve	2,578,960	2,551,268	0	0	7,851	10,800	0	0	2,586,811	2,562,068
	22,310,855	22,864,438	439,924	373,934	66,666	91,707	(137)	(37,754)	22,817,308	23,292,324

CITY OF VINCENT  
NOTE 7 - RECEIVABLES (RATING & OTHER DEBTORS)  
FOR THE MONTH ENDED 31 JULY 2024



### Rates Outstanding

	Total
Balance from Previous Year	1,345,454
Rates Levied - Initial	44,225,965
Rates Levied - Interims	0
Rates Waived	(120,297)
Non Payment Penalties	99,849
Other Rates Revenue	187,399
<b>Total Rates Collectable</b>	<b>45,738,370</b>
Outstanding Rates	40,225,369
ESL Debtors	6,825,504
Pensioner Rebates Not Yet Claimed	1,607,728
ESL Rebates Not Yet Claimed	303,267
Deferred Rates Debtors	(176,914)
<b>Current Rates Outstanding</b>	<b>48,784,954</b>



### Receivable - Other Debtors

#### DESCRIPTION

	30 Days	60 Days	90 Days	OVER 90 DAYS	BALANCE
	\$	\$	\$	\$	\$
DEBTOR CONTROL - HEALTH LICENCES	7,377	260	216	119,952	127,805
DEBTOR CONTROL - CASH IN LIEU CAR PARKING	0	0	0	170,762	170,762
DEBTOR CONTROL - PROPERTY INCOME	80,909	10,696	65,962	(1,517)	156,050
DEBTOR CONTROL - RECOVERABLE WORKS	1,370	0	0	(440)	930
DEBTOR CONTROL - BEATTY PARK LEISURE CENTRE	0	0	0	0	0
DEBTOR CONTROL - OTHER	185,939	12,919	1,172	59,081	259,110
DEBTOR CONTROL - % ART CONTRIBUTIONS	1,151	0	0	0	1,151
DEBTOR CONTROL - PLANNING SERVICES FEES	797	164	0	521	1,482
DEBTOR CONTROL - GST	(302,991)	(1,948,108)	108,483	2,142,616	(0)
DEBTOR CONTROL - INFRINGEMENT	148,065	159,349	91,659	786,270	1,185,343
PROVISION FOR DOUBTFUL DEBT (CURRENT)	0	0	0	(298,777)	(298,777)
IMPAIRMENT OF RECEIVABLES	0	0	0	(207,793)	(207,793)
<b>TOTAL DEBTORS OUTSTANDING AS AT 30/06/2023</b>	<b>122,616</b>	<b>(1,764,721)</b>	<b>267,492</b>	<b>2,770,675</b>	<b>1,396,062</b>
	8.8%	-126.4%	19.2%	198.5%	100.0%
ACCRUED INCOME					(322,675)
ACCRUED INTEREST					756,172
PREPAYMENTS					1,887,395
<b>TOTAL TRADE AND OTHER RECEIVABLES</b>					<b>3,716,954</b>



CITY OF VINCENT

**CITY OF VINCENT**  
**NOTE 8 - BEATTY PARK LEISURE CENTRE FINANCIAL POSITION**  
**AS AT 31 JULY 2024**

	Original Budget	YTD Budget	YTD Actuals	YTD Actuals	Month Actuals	Month Actuals
	2024/25	Jul-24	Jul-24	Jul-23	Jul-24	Jul-23
	\$	\$	\$	\$	\$	\$
<b><u>ADMINISTRATION</u></b>						
Revenue	0	0	0	(52,488)	(64,583)	(52,488)
Expenditure	0	0	0	39,416	64,583	39,416
Surplus/(Deficit)	0	0	0	(13,073)	0	(13,073)
<b><u>SWIMMING POOLS AREA</u></b>						
Revenue	3,081,921	222,242	247,380	194,069	247,380	194,069
Expenditure	(5,025,298)	(408,047)	(266,067)	(151,586)	(266,067)	(151,586)
Surplus/(Deficit)	(1,943,377)	(185,805)	(18,686)	42,482	(18,686)	42,482
<b><u>SWIM SCHOOL</u></b>						
Revenue	2,254,260	187,854	221,205	190,775	221,205	190,775
Expenditure	(1,535,074)	(114,428)	(145,880)	(68,444)	(145,880)	(68,444)
Surplus/(Deficit)	719,186	73,426	75,325	122,332	75,325	122,332
<b><u>RETAIL SHOP</u></b>						
Revenue	741,524	61,793	44,303	48,283	44,303	48,283
Expenditure	(494,856)	(40,953)	(26,242)	(15,403)	(26,242)	(15,427)
Surplus/(Deficit)	246,668	20,840	18,061	32,879	18,061	32,855
<b><u>HEALTH &amp; FITNESS</u></b>						
Revenue	2,291,153	190,931	238,255	201,638	238,255	201,638
Expenditure	(1,657,326)	(129,292)	(95,827)	(51,734)	(95,827)	(51,734)
Surplus/(Deficit)	633,827	61,639	142,428	149,903	142,428	149,903
<b><u>GROUP FITNESS</u></b>						
Revenue	798,500	66,542	82,750	68,574	82,750	68,574
Expenditure	(662,576)	(53,081)	(53,781)	(29,133)	(53,781)	(29,133)
Surplus/(Deficit)	135,924	13,461	28,969	39,440	28,969	39,440
<b><u>AQUAROBICS</u></b>						
Revenue	324,958	26,580	32,000	27,414	32,000	27,414
Expenditure	(633,296)	(47,247)	(11,444)	(8,544)	(11,444)	(8,544)
Surplus/(Deficit)	(308,338)	(20,667)	20,555	18,870	20,555	18,870
<b><u>CRECHE</u></b>						
Revenue	94,184	7,849	8,384	7,913	8,384	7,913
Expenditure	(433,796)	(32,811)	(36,084)	(12,413)	(36,084)	(12,413)
Surplus/(Deficit)	(339,612)	(24,962)	(27,700)	(4,500)	(27,700)	(4,500)
<b>Net Surplus/(Deficit)</b>	<b>(855,722)</b>	<b>(62,068)</b>	<b>238,950</b>	<b>388,474</b>	<b>238,950</b>	<b>388,334</b>
Less: Depreciation	(1,695,004)	(141,250)	0	0	0	0
<b>Surplus/(Deficit)</b>	<b>839,282</b>	<b>79,182</b>	<b>238,950</b>	<b>388,474</b>	<b>238,950</b>	<b>388,334</b>

CITY OF VINCENT  
NOTE 8 - STATEMENT OF FINANCIAL ACTIVITY  
BY SERVICE - GRAPH  
AS AT 31 JULY 2024

