



Portland, Oregon - Portland Bureau of Transportation

HOW CAN I HOST A TEMPORARY PARKLET TO EXTEND MY ALFRESCO OR GOODS DISPLAY?

01

Talk to Us!

Express your interest to a City of Vincent Place Manager  
Please email [placemanagers@vincent.wa.gov.au](mailto:placemanagers@vincent.wa.gov.au) and leave your phone number, name, business name and address

02

Site Visit & Assessment

We'll come on site to confirm the location is suitable and outline the safety and design requirements.

03

Permit Application

Complete our free, on-line Outdoor Eating Area (Alfresco) or Goods Display Permit application, available: <https://www.vincent.wa.gov.au/business/growing-and-continuing-your-business/online-permits>

04

Enjoy your Temporary Parklet!


Just remember to:

- Keep it clean;
- Bring all movable items inside at night; and
- Ensure patrons adhere to the 4sqm per person capacity rule.

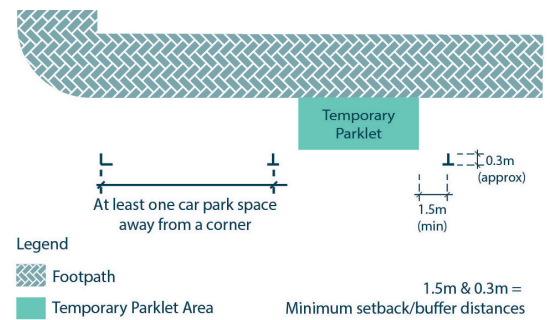
If your Temporary Parklet incorporates heavy, hard to move, furniture items and you would like approval to leave them out at night, please let your Place Manager know via [placemanagers@vincent.wa.gov.au](mailto:placemanagers@vincent.wa.gov.au) or 9273 6000

LOCATION REQUIREMENTS

- Temporary Parklets can only be located on roads where the speed limit does not exceed 40kph, or on roads with traffic calming where the speed limit does not exceed 50kph.
- Temporary Parklets must not be located on roads classified as Primary Distributor or four lane District Distributor roads.
- Temporary Parklets will not impede or negatively impact upon pedestrian or vehicular movement, sightlines at road junctions or crossovers.



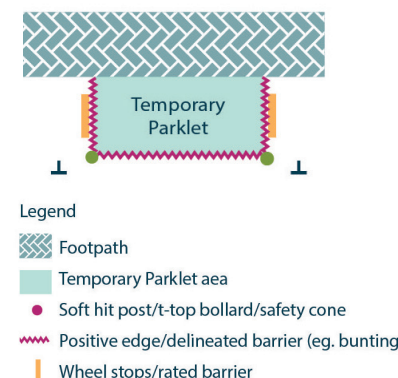
Westwood Village/ Los Angeles - Streetsblog



SAFETY REQUIREMENTS

TEMPORARY PARKLETS ARE NOT PUBLIC!

- In order for businesses to adhere to strict social distancing and hygiene requirements, Temporary Parklets must only be used by patrons visiting the adjacent business.



- Planter boxes must not exceed 1m in height.
- Umbrellas used for shading and weather protection must be secured safely.

SAFETY MATERIAL REQUIREMENTS WILL BE CONFIRMED AT THE SITE VISIT, INCLUDING:

- Soft hit posts, t-top bollards or 750mm road safety cones - at least one at each corner of the Temporary Parklet (roadside) is required.
- Wheel stops - these are rubber with yellow stripes and act as a barrier for vehicles. One wheel stop at each end may be required.

Rated barrier - these may be required in some locations.