



TOWN OF VINCENT

**SPECIFICATIONS FOR
PAVING OF VERGES
TO PERMIT VEHICLE PARKING**

Reviewed 20 July 2009

SPECIFICATION

PAVING OF VERGES

OBJECTIVES

To define the Council's attitudes, requirements and conditions with regards to the paving of verges within the road reserve.

POLICY STATEMENT

To facilitate the parking of resident's vehicles or those of another person duly authorised by the resident, a property owner may make application to the Town to have an area of the road verge, fronting the property, paved.

1.0 PROCEDURE

1.1 Application

An owner of a property wishing to apply to pave a portion of the verge is to apply in writing to the Town stating specific requirements relating to the proposal.

1.2 Assessment

Following receipt of an application the site shall be inspected to determine the conditions which should apply to the approval.

1.3 Clearance

The area of verge to be paved shall conform to the following conditions:

1.3.1 There shall be a minimum clearance of 1.0 metres from a side boundary.

1.3.2 The minimum clearance from any existing verge tree or pole is to be 1.0 metres.

Note: Where a tree is within 1.5 metres from the edge of the proposed paving, advice should be obtained from the Parks Services Section on the future size of the tree.

1.4 The maximum allowable width of paving (parallel to the kerb) is to be 7.5 metres.

Where a crossover exists, the area of verge to be paved may abut the crossover providing the full width of the "hard stand" including the crossover does not exceed 7.5 metres.

Where the "hard stand" exceeds 7.5 metres in width a landscaped gap of 1.0 metre must be provided between the edge of the crossover and the edge of the proposed paving.

1.5 Where the proposed paving abuts an existing footpath, the proposed paving material must be clearly different in material, colour and texture from the existing footpath.

1.6 All works shall be constructed in accordance with the Town's verge paving specification.

1.7 **Mountable Kerb**

Where the existing kerb abutting the verge area to be paved is either semi mountable or barrier, this section of kerb MUST be replaced with a mountable kerb by the Town at the applicant/owner's expense.

1.8 Where required, levels will be established by the Engineering Design Services section.

1.9 The applicant shall bear the cost of any public utility service adjustments or any other alteration works required as a result of verge paving works.

1.10 The applicant must advise the Town's Technical Services Directorate at least 24 hours prior to commencing the paving works.

1.11 **Bonds**

Prior to approval being granted, the applicant must submit a minimum bond of \$250 to ensure that all works are carried out to the required standard.

Request for the refund of the bond must be made in writing at which time an inspection will be carried out by the Technical Services Directorate.

1.12 **Intersection of Two (2) Streets**

Where the property is located at the intersection of two (2) local streets, there shall be a minimum of 6 metres between the edge of the proposed brickpaving and the kerb tangent point in accordance with the Town's verge paving specification.

Where the property is located at the intersection of all other roads the extent of the paving is to be determined by the Director Technical Services.

1.13 **Prohibited Parking**

The parking of commercial vehicles with a Tare Weight of greater than 1500kg shall be prohibited from parking on any paved verge;

Vehicles, whether owned by or authorised by the adjacent property occupier, shall not park on any paved verge for a period in excess of 24 hours without the written approval of the Chief Executive Officer.

1.14 The paving of verges in streets where the existing road drainage system is inadequate or where there is a history of flooding, will only be approved at the discretion of the Chief Executive Officer or his nominated representative.

1.15 The paving of verges in streets where adequate off-road parking exists on individual private property will be approved at the discretion of the Chief Executive Officer or his nominated representative.

1.16 Where the verge width is less than four (4) metres in width, paving of the verge for parking purposes will not be approved as outlined in Town's verge paving specification.

- 1.17 The property owner will be responsible for all future repairs and maintenance of the paving unless:
- (i) the paving is damaged by specific Town works; or
 - (ii) the paving is damaged by a service authority works.
- 1.18 The owner/applicant is to ensure that parked vehicles do not encroach onto the footpath.

2.0 DETAILS

2.1 Specification and Drawings

All works associated with the construction of the verge paving shall be carried out in accordance with the specification and drawings to the satisfaction of the Director Technical Services

2.2 Insurance

The works shall be covered by the insurance policies for workers' compensation and public risk (person and property). The latter policy shall provide sufficient cover for all claims arising from the construction of the verge paving.

2.3 Obstructions and Safety Precautions

The work shall be carried out with minimum disruption to pedestrians and vehicular traffic. Every precaution shall be taken to ensure that safety of persons and property.

All excavations, materials, plant and equipment must be made safe, barricaded and provided with warning lights, during the hours of darkness to the satisfaction of the Director Technical Services.

All work is to be carried out in accordance with the Occupational Safety and Health Act 1984 and Regulations as amended.

2.4 Testing

Testing shall be carried out in accordance with the relevant Australian Standards.

2.5 Making Good

Any reinstatement necessary, caused as a result of the work, shall be carried out by the Owner/Applicant at their own cost.

2.6 Public Utilities

It is the responsibility of the Owner/Applicant's to apply to the relevant public utility authorities for approval to alter any utility service that is in conflict with the proposed verge paving. Any costs incurred in the alteration of any service and subsequent reinstatement of the verge to original shall be borne by the Owner/Applicant.

2.7 Disposal of Unwanted Material

Any surplus material arising from the construction of the crossover shall be neatly stacked or disposed of by the owner/applicant to a municipal disposal site.

3.0 MATERIALS

3.1 Limestone

Crushed limestone shall be free from all deleterious materials and graded to the following grading envelope:-

Passing 75.00mm	100%
Passing 19.50mm	50 - 75%
Passing 2.36	30 - 50%

3.2 Screed Sand

Screed sand shall be well graded, free from deleterious materials and organic matter and must not contain soluble salts that may cause efflorescence.

3.3 Setting Sand

Setting sand shall be well graded, pass a 2.36 mm sieve and be free from deleterious materials likely to cause staining.

3.4 Bricks

Bricks shall be new, solid, manufactured in clay or concrete and have sharp or true bevelled arises. They shall have nominal dimensions of 230 x 115 x 65 mm and have an equivalent transverse strength of 2.5mpa as determined by AS1226.3.

Note: Rumbled/handmade bricks are not acceptable and will not be approved.

3.5 Brick Samples

If required, the contractor shall supply the Director Technical Services, with ten bricks for testing and approval, at least 24 hours before the commencement of work. This requirement will only apply if the Director Technical Services is not satisfied with the proposed brick to be used.

4.0 CONSTRUCTION

4.1 Formation

The verge paving shall be constructed in accordance with the details indicated in Drawing Nos. A4 7992-05 and A4 98121.

Boxing out for the formation shall be carried out taking due care to protect the surrounding verge, utility services, vegetation and footpath, if applicable.

The subgrade generally consists of sand which is adequately compacted. Where the subgrade has failed the contractor shall replace the defective material with suitable

sand which is to be compacted to a minimum density of 7 blows per 300mm as determined by a standard penetrometer.

4.2 **Base Construction**

The base material (limestone) shall be placed at optimum moisture content and spread such that the final compacted thickness is a minimum of 150mm. The materials shall be worked to the correct lines and levels and thoroughly compacted. Alternative base materials such as rockbase and cement stabilised sand may be permitted, subject to approval by the Director Technical Services.

4.3 **Bedding Sand Placement**

Bedding sand shall be placed and screeded at optimum moisture content. The finished thickness of the sand shall be in the range of 35 to 50mm.

4.4 **Placement of Bricks**

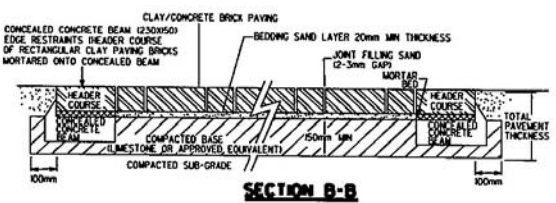
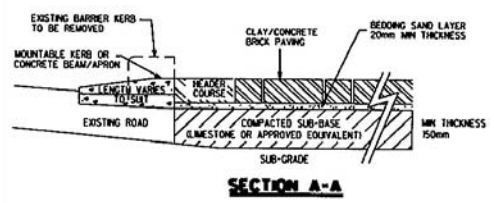
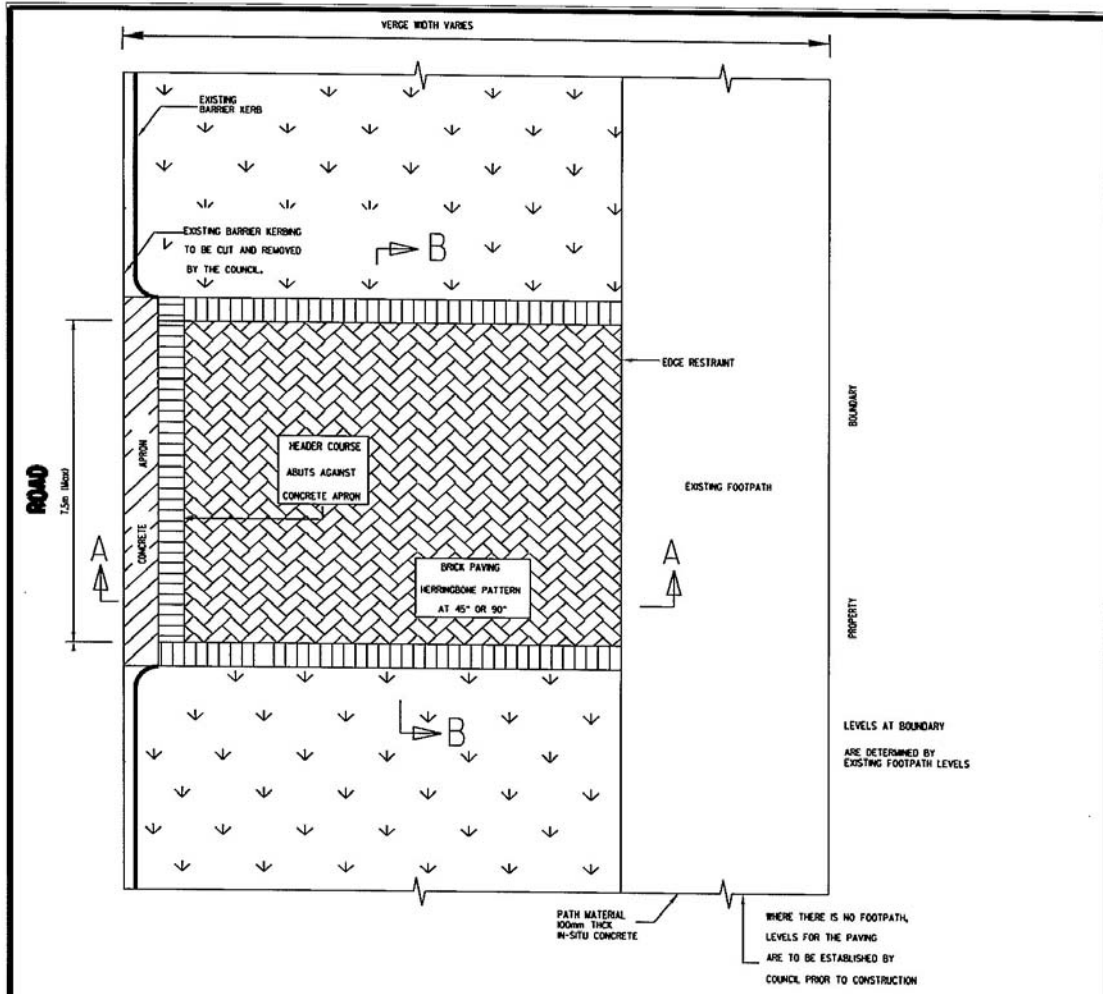
The verge paving shall be constructed in accordance with the details indicated on Drawings A4-7992-05 and A4 98121. Bricks shall be laid in either a 45° or 90° herringbone pattern, leaving a maximum space of 2 - 3mm between each brick.

Immediately after the laying of the bricks, a minimum of three passes shall be made over the surface with a suitable vibrating plate compactor. During compaction, the paving shall be protected from damage by utilising a suitable protective medium between the surface of the plate compactor and the paving units.

As soon as practicable after compaction, the bricks shall be set by brooming the setting sand into the joints. To ensure that the joints are completely filled, the pavement shall receive one or more passes of the plate compactor and the joints refilled.

4.5 **Edge Restraints**

The edges of the verge paving are to be restrained as shown on Drawing No A4 7992-05 A single row of header bricks shall be set on the beam using a mortar mix of four parts bricklayer's sand to one part cement.



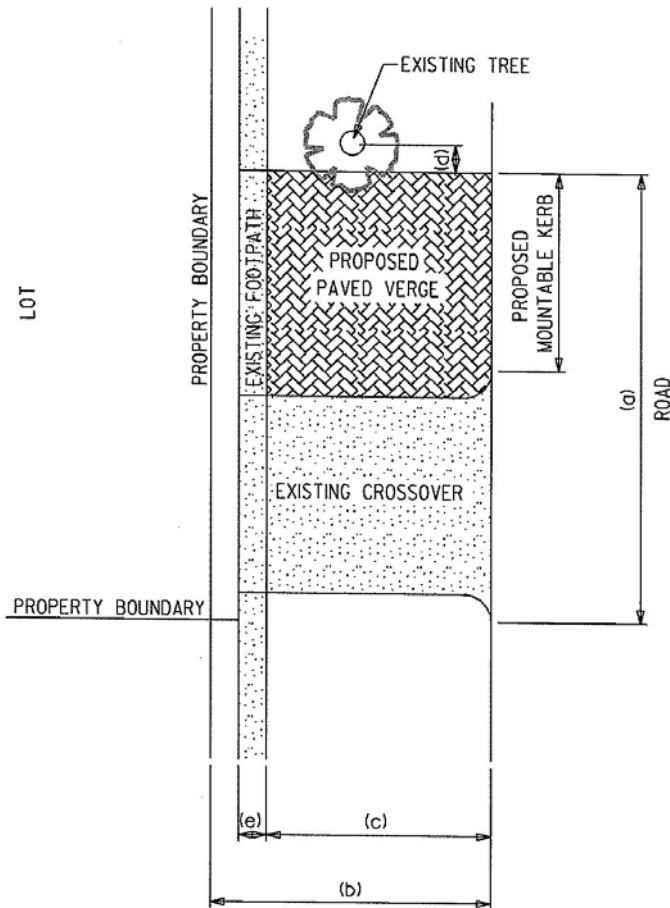
**VERGE PAVING
DETAILS**

TOWN OF VINCENT

244 VINCENT STREET LEEDERVILLE, 6007
TECHNICAL SERVICES

SCALE:	DRAWN:	DRAWING NO:
1:50	J.M.	A4 7992-05
DATE:	CHECKED:	
19/1/95	R.L.	

C:\CAD\STDRWG\CROSSOVE.DGN



LEGEND

- (a) = MAXIMUM WIDTH OF PAVED AREA INCLUDING CROSSOVER = 7.50m
- (b) = MINIMUM VERGE LENGTH = 4.0m
- (c) = MINIMUM LENGTH OF PAVING EXCLUDING FOOTPATH = 2.50m
- (d) = MINIMUM DISTANCE FROM THE OUTSIDE EDGE OF A TREE TRUNK = 0.5m
- (e) = MINIMUM FOOTPATH WIDTH 1.50m

STANDARD DRAWING
BRICK PAVED VERGE AREA

TOWN OF VINCENT
 244 VINCENT STREET LEEDERVILLE, 6007
 TECHNICAL SERVICES

SCALE: 1:100
 DATE: 4.2.98

DRAWN: JM
 CHECKED:

DRAWING NO:
A4-98121