

7.1 FINANCIAL STATEMENTS AS AT 31 OCTOBER 2023

Attachments: 1. Financial Statements as at 31 October 2023

RECOMMENDATION:

That Council **RECEIVES** the Financial Statements for the month ended 31 October 2023 as shown in Attachment 1.

That Council **BY ABSOLUTE MAJORITY APPROVES** the purchase of a rubbish truck for \$520,000 to be funded from the 2024/2025 annual budget.

PURPOSE OF REPORT:

To present the statement of financial activity for the period ended 31 October 2023.

BACKGROUND:

Regulation 34 (1) of the *Local Government (Financial Management) Regulations 1996* requires a local government to prepare each month a statement of financial activity including the sources and applications of funds, as compared to the budget.

DETAILS:

The following documents, included as **Attachment 1**, comprise the statement of financial activity for the period ending **31 August 2023**:

Note	Description	Page
1.	Statement of Financial Activity by Nature or Type Report	1
2.	Net Current Funding Position	2
3.	Summary of Income and Expenditure by Service Areas	3-5
4.	Capital Expenditure including Funding graph and Capital Works Schedule	6-12
5.	Cash Backed Reserves	13
6.	Receivables: Rates and Other Debtors	14
7.	Beatty Park Leisure Centre Financial Position	15-16

Explanation of Material Variances

The materiality thresholds used for reporting variances are 10% and \$20,000, respectively. This means that variances will be analysed and separately reported when they are more than 10% (+/-) of the year-to-date budget and where that variance exceeds \$20,000 (+/-). This threshold was adopted by Council as part of the budget adoption for 2022/2023 and is used in the preparation of the statements of financial activity when highlighting material variance in accordance with *Financial Management Regulation 34(1) (d)*.

In accordance with the above, all material variances as at 31 October 2023 have been detailed in the variance comments report in **Attachment 1**.

Comments on the Statement of Financial Activity by Nature or Type (as at Attachment 1).

Revenue by Nature or Type (on page 1) is tracking higher than the YTD budgeted revenue by \$672,427 (1.3%). The following items materially contributed to this position:

- A favourable variance of \$787,775 in Fees and Charges mostly due to timing variances for:
 - \$373,306 favourable Beatty Park admission, enrolment fee, membership and merchandise income,
 - \$184,186 favourable car parking revenue \$296k partially offset by unfavourable infringement revenue (\$143k),
 - \$86,920 favourable statutory planning services mostly due to development application fees,
 - \$78,475 favourable waste service rubbish charges,
 - \$32,793 favourable swimming pool inspection fees.

- A favourable variance in Interest earnings of \$263,396 mostly due to higher-than-expected interest rates.
- A favourable variance in Rates of \$65,970 due to a timing variance.
- An unfavourable variance in Operating grants, subsidies, and contributions of \$402,080 due to timing a variance in financial assistance grants.
- An unfavourable variance in Other revenue of \$42,634 due to a timing variance in insurance recoups.

Expenditure by Nature or Type (on page 1) is favourable, attributed by an under-spend of \$6,467,386 (28.3%). The following items materially contributed to this position:

- \$4,202,384 favourable Depreciation expense due to timing variances.
- \$1,740,648 favourable Materials and Contracts mainly due to timing variances.
- \$250,992 favourable Employee related costs mostly due to timing variances.
- \$184,978 favourable Utility charges due to timing variances.
- \$52,337 favourable Interest expenses due to timing variances on loan payments.

Surplus Position – Year End 2022/23

The surplus position brought forward to 2023/24 is \$8,004,126 compared to the adopted budget amount of \$4,098,614. The actual opening surplus figure will be adjusted after the year audit has been finalised in December 2023.

The favourable opening surplus position also includes a higher brought forward payment of \$1,410,464 in Federal Grant Funding. An adjustment will be required at First Quarter Budget Review 2023/24 to reduce the budgeted grant revenue in lieu of the higher brought forward payment.

Content of Statement of Financial Activity

An explanation of each report in the Statement of Financial Activity (**Attachment 1**), along with some commentary, is below:

1. Statement of Financial Activity by Nature or Type Report (Note 1 Page 1)
This statement of financial activity shows revenue and expenditure classified by Nature or Type.
2. Net Current Funding Position (Note 2 Page 2)
'Net current assets' is the difference between the current assets and current liabilities, less committed and restricted assets.
3. Summary of Income and Expenditure by Service Areas (Note 3 Page 3-5)
This statement shows a summary of operating revenue and expenditure by service unit including variance commentary.
4. Capital Expenditure and Funding Summary (Note 4 Page 6-12)
The full capital works program is listed in detail in Note 4 in **Attachment 1**. The attachment includes a summary of the year-to-date expenditure of each asset category and the funding source associated to the delivery of capital works.
5. Cash Backed Reserves (Note 5 Page 13)
The cash backed reserves schedule provides a detailed summary of the movements in the reserve portfolio, including transfers to and from the reserve. The balance as at 31 October 2023 is \$18,918,273.
6. Receivables: Rating Information (Note 6 Page 14)

The notices for rates and charges levied for 2023/24 were issued on 26 July 2023. *The Local Government Act 1995* provides for ratepayers to pay rates by four instalments. The due dates for each instalment are:

	Due Date
First Instalment	1 September 2023
Second Instalment	3 November 2023
Third Instalment	5 January 2024
Fourth Instalment	8 March 2024

The outstanding rates debtors balance at 31 October 2023 was \$15,912,555, excluding deferred rates of \$141,838. The outstanding rates percentage at 31 October 2023 was 33.58% compared to 31.37% for the same period last year.

7. Receivables: Other Debtors (Note 6 Page 14)

Total trade and other receivables at 31 October 2023 were \$4,817,535.

Below is a summary of the significant items with an outstanding balance over 90 days:

- \$864,011 relates to unpaid infringements (plus costs) over 90 days. Infringements that remain unpaid for more than two months are referred to the Fines Enforcement Registry (FER), which then collects the outstanding balance on behalf of the City for a fee.
- \$192,308 relates to cash-in-lieu of car parking debtors. In accordance with the *City's Policy 7.7.1 Non-residential parking*, Administration has entered into special payment arrangements with long outstanding cash in lieu parking debtors to enable them to pay their debt over a fixed term of five years.

8. Beatty Park Leisure Centre – Financial Position report (Note 7 Page 15-16)

As at 31 October 2023, the Centre's operating surplus position was \$789,711 (excluding depreciation) compared to the prior YTD surplus amount of \$431,934. The surplus is predominantly driven by Health and Fitness memberships.

REPLACEMENT OF RUBBISH TRUCK (PLANT 3524)

A rubbish truck is scheduled for replacement in FY2024/25 of the current 4-year capital works plan.

Due to supply chain issues and long lead times required to purchase the truck, the City needs to raise a commitment and place an order 12 months in advance.

Administration is seeking approval from Council to procure the rubbish truck for \$520,000 to be funded from 2024/2025 annual budget.

CONSULTATION/ADVERTISING:

Not applicable.

LEGAL/POLICY:

Section 6.4 of the Local Government Act 1995 requires a local government to prepare an annual financial report for the preceding year and other financial reports as prescribed.

Regulation 34 (1) of the Local Government (Financial Management) Regulations 1996 requires the local government to prepare a statement of financial activity each month, reporting on the source and application of funds as set out in the adopted annual budget.

A statement of financial activity and any accompanying documents are to be presented at an Ordinary Meeting of the Council within two months after the end of the month to which the statement relates. *Section 6.8 of the Local Government Act 1995* specifies that a local government is not to incur expenditure from its Municipal Fund for an additional purpose except where the expenditure is authorised in advance by an absolute majority decision of Council.

RISK MANAGEMENT IMPLICATIONS:

Low: Provision of monthly financial reports to Council fulfils relevant statutory requirements and is consistent with good financial governance.

STRATEGIC IMPLICATIONS:

Reporting on the City's financial position is aligned with the City's *Strategic Community Plan 2022-2032*:

Innovative and Accountable

Our resources and assets are planned and managed in an efficient and sustainable manner.

Our community is aware of what we are doing and how we are meeting our goals.

Our community is satisfied with the service we provide.

We are open and accountable to an engaged community.

SUSTAINABILITY IMPLICATIONS:

Expenditure within this report facilitates various projects, programs, services and initiatives that contribute to protecting/enhancing the City's built and natural environment and to improving resource efficiency.

PUBLIC HEALTH IMPLICATIONS:

Expenditure within this report facilitates various projects, programs and services that contribute to the priority health outcomes within the City's *Public Health Plan 2020-2025*.

FINANCIAL/BUDGET IMPLICATIONS:

As contained in this report.

CITY OF VINCENT
NOTE 1 - STATEMENT OF FINANCIAL ACTIVITY
BY NATURE OR TYPE
FOR THE PERIOD ENDED 31 OCTOBER 2023



CITY OF VINCENT

	Note	Adopted Budget 2023/24 \$	YTD Budget 31/10/2023 \$	YTD Actual 31/10/2023 \$	YTD Variance \$	YTD Variance %
Opening Funding Surplus(Deficit)		4,098,614	4,098,614	8,004,126	3,905,512	95.3%
Revenue from operating activities						
Rates		42,302,811	42,182,811	42,248,781	65,970	0.2%
Operating Grants, Subsidies and Contributions		1,498,420	464,476	62,396	(402,080)	-86.6%
Fees and Charges		22,143,204	7,405,584	8,193,359	787,775	10.6%
Interest Earnings		1,103,000	756,000	1,019,396	263,396	34.8%
Other Revenue		1,385,434	564,749	522,115	(42,634)	-7.5%
Profit on Disposal of Assets		2,370,775	0	0	0	0.0%
		70,803,644	51,373,620	52,046,047	672,427	1.3%
Expenditure from operating activities						
Employee Costs		(31,198,096)	(9,702,307)	(9,451,315)	250,992	-2.6%
Materials and Contracts		(23,046,382)	(7,581,143)	(5,839,655)	1,741,488	-23.0%
Utility Charges		(1,860,315)	(626,120)	(441,142)	184,978	-29.5%
Depreciation on Non-Current Assets		(12,607,088)	(4,202,384)	0	4,202,384	-100.0%
Interest Expenses		(495,449)	(146,962)	(94,625)	52,337	-35.6%
Insurance Expenses		(804,195)	(268,064)	(268,064)	0	0.0%
Other Expenditure		(752,098)	(349,200)	(313,993)	35,207	-10.1%
Loss on Disposal of Assets		(47,335)	0	0	0	0.0%
		(70,810,958)	(22,876,180)	(16,408,794)	6,467,386	-28.3%
Operating activities excluded from budget						
Add Deferred Rates Adjustment		0	0	(26,444)	(26,444)	0.0%
Add Back Depreciation		12,607,088	4,202,384	0	(4,202,384)	-100.0%
Adjust (Profit)Loss on Asset Disposal		(2,323,440)	0	0	0	0.0%
		10,283,648	4,202,384	(26,444)	(4,228,828)	-100.6%
Amount attributable to operating activities		10,276,334	32,699,824	35,610,809	2,910,985	8.9%
Investing Activities						
Non-operating Grants, Subsidies and Contributions		3,703,747	979,590	806,335	(173,255)	-17.7%
Purchase Property, Plant and Equipment	4	(9,185,484)	(1,558,699)	(1,440,710)	117,989	-7.6%
Purchase Infrastructure Assets	4	(9,946,016)	(1,135,611)	(1,107,034)	28,577	-2.5%
Proceeds from Joint Venture Operations		1,666,666	0	0	0	0.0%
Proceeds from Disposal of Assets		1,713,000	571,000	793,824	222,824	39.0%
Amount attributable to investing activities		(12,048,087)	(1,143,720)	(947,585)	196,135	-17.1%
Financing Activities						
Principal elements of finance lease payments		(95,000)	(48,000)	(29,224)	18,776	(39.1%)
Repayment of Loans		(1,585,417)	(630,123)	(630,123)	0	0.0%
Transfer to Reserves	5	(6,535,355)	(2,178,444)	(2,911,037)	(732,593)	33.6%
Transfer from Reserves	5	5,934,019	1,978,008	1,231,485	(746,523)	-37.7%
Amount attributable to financing activities		(2,281,753)	(878,559)	(2,338,899)	(1,460,340)	166.2%
Closing Funding Surplus(Deficit)		45,109	34,776,159	40,328,451	5,552,292	16.0%

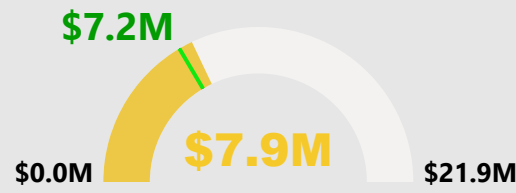


CITY OF VINCENT
NOTES TO THE STATEMENT OF FINANCIAL ACTIVITY
NOTE 2 - NET CURRENT FUNDING POSITION
FOR THE PERIOD ENDED 31 OCTOBER 2023

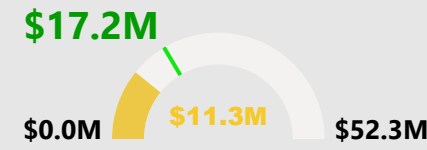
	Note	YTD Actual	PY Actual
		31/10/2023	31/10/2022
		\$	\$
Current Assets			
Cash Unrestricted		35,125,179	28,108,026
Cash Restricted		18,918,273	12,349,121
Receivables - Rates	6	15,912,555	12,724,083
Receivables - Other	6	4,817,535	3,368,779
Inventories		1,459,526	233,969
		<u>76,233,068</u>	<u>56,783,978</u>
Less: Current Liabilities			
Payables		(12,897,029)	(10,667,542)
Provisions - employee		(5,766,563)	(4,836,871)
		<u>(18,663,592)</u>	<u>(15,504,413)</u>
Unadjusted Net Current Assets		57,569,476	41,279,565
Adjustments and exclusions permitted by FM Reg 32			
Less: Reserves - restricted cash	5	(18,918,273)	(12,349,121)
Less: Land held for sale		(1,204,276)	0
Add: Current portion of long term borrowings		1,528,143	1,236,841
Add: Infringement Debtors transferred to non current asset		1,293,417	1,225,718
		<u>(17,241,025)</u>	<u>(9,886,562)</u>
Adjusted Net Current Assets		<u>40,328,451</u>	<u>31,393,003</u>



INCOME BUDGET VS ACTUAL



EXPENDITURE BUDGET VS ACTUAL



KEY VARIANCE COMMENTARY
(\$20,000 and 10%)

Beatty Park Leisure Centre

\$372k favourable income mostly due to higher admission \$175k, membership \$89k, enrolment \$81k and other fees \$20k.

\$697k favourable expenditure mostly due to timing variance for depreciation \$482k, contractors \$65k, consultants \$45k, materials purchased \$42k and utilities \$35k.

City Buildings & Asset Management

\$1,519k favourable expenditure mostly due to timing variances in depreciation \$1,226k, cleaning and maintenance \$233k and rates and levies \$67k.

I&E Directorate

\$55k favourable expenditure mainly due to timing variances in employee costs \$33k and consultant fees \$15k.

Engineering Design Services

\$21k unfavourable income due to timing variance in grants (\$11k) and fees and charges from bus shelter advertising (\$10k). \$191k favourable expenditure mostly due to timing variances in utilities \$116k, depreciation \$51k, materials and contracts \$71k and employee costs \$21k, partially offset by agency labour cost \$49k.

Parks Services

\$485k favourable expenditure due to timing variance for depreciation \$451k, and materials and contracts \$29k.

Ranger Services

\$184k favourable income mostly due to higher car park revenue.

\$241k favourable expenditure mostly due to timing variance for depreciation \$196k and employee costs \$46k.

Waste Management Services

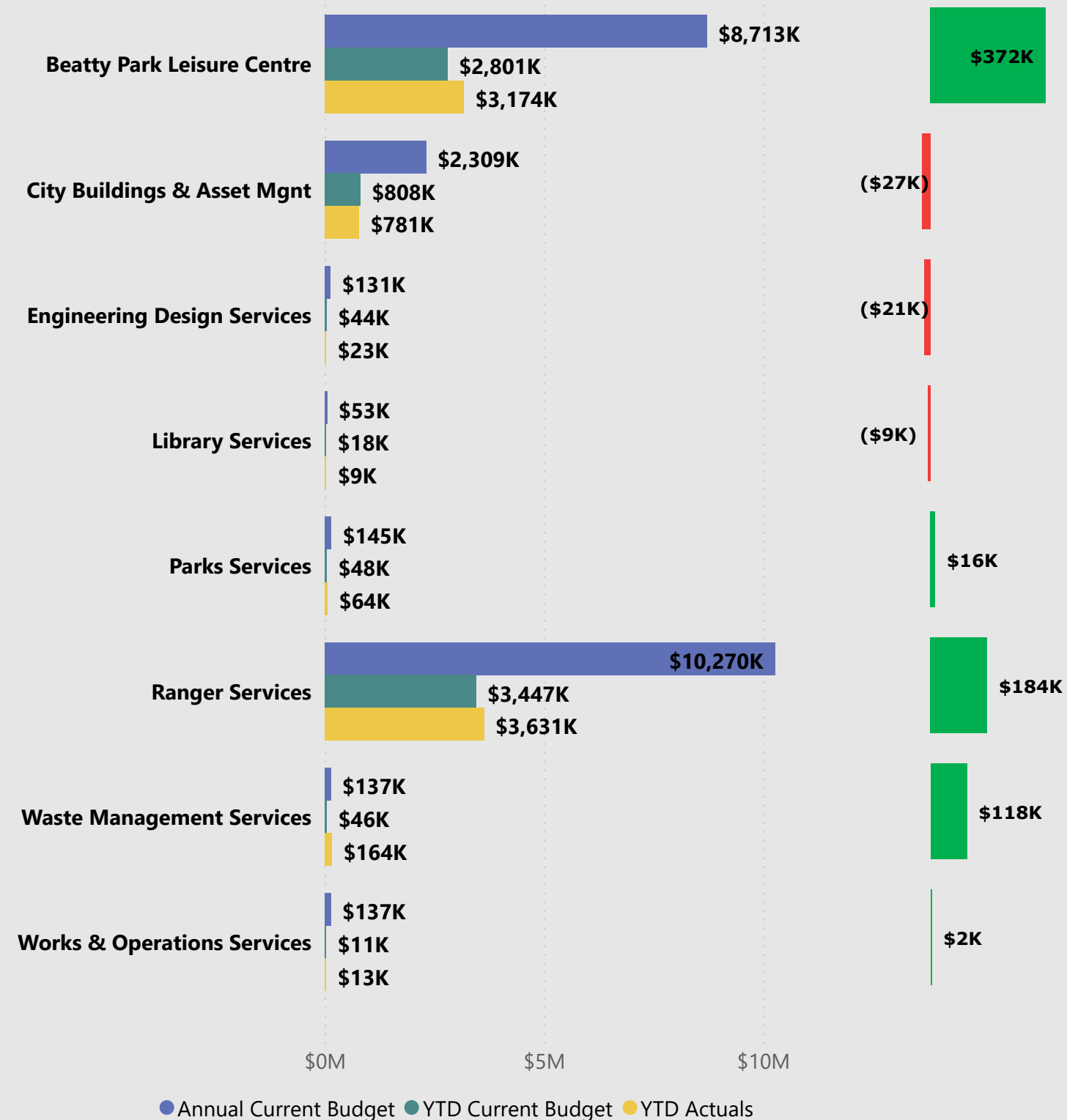
\$118k favourable income mostly due to fees and charges for Waste service charges.

\$769k favourable expenditure mostly due to timing variances for materials and contracts \$685k and employee costs \$45k.

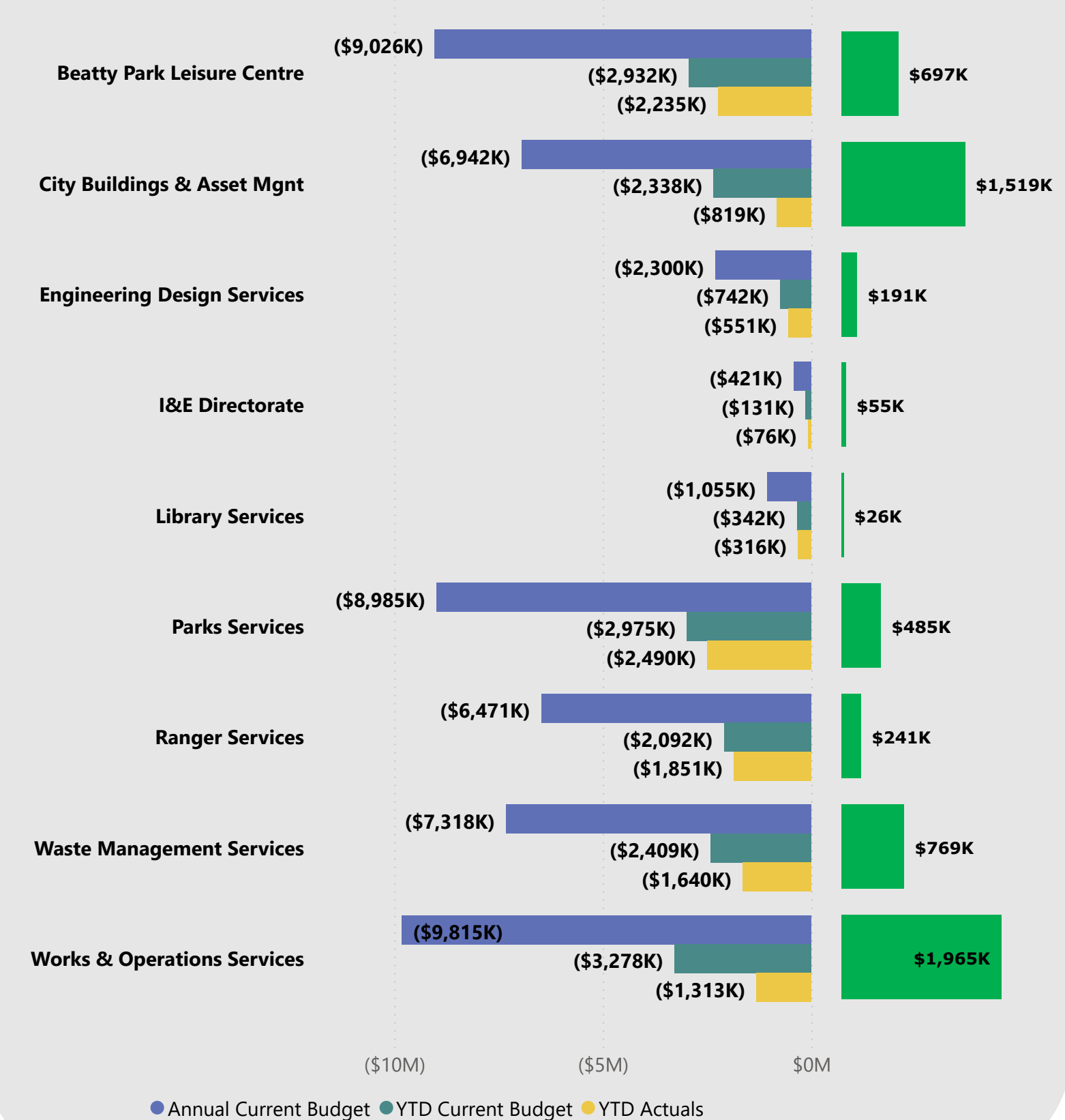
Works and Operations Services

\$1,965k favourable expenditure mostly due to timing variances of depreciation expense \$1,782k and materials and contracts \$128k.

INCOME BY SERVICE LINE: Annual and YTD Budget vs YTD Actuals

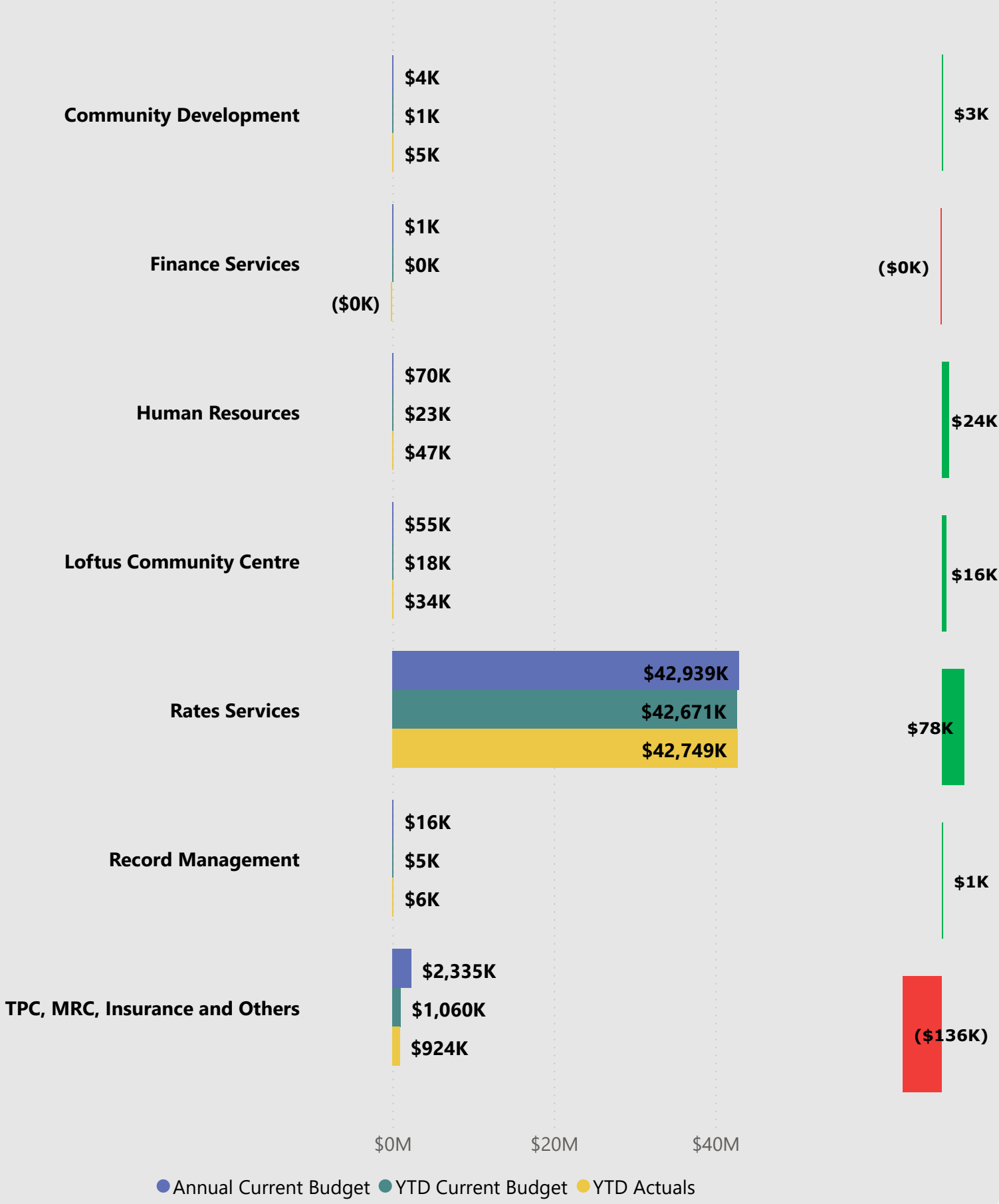


EXPENDITURE BY SERVICE LINE: Annual and YTD Budget vs YTD Actuals

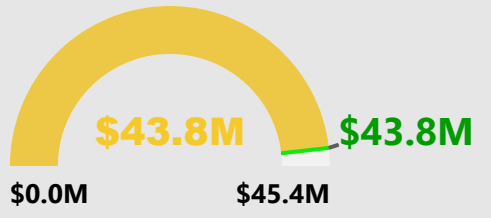




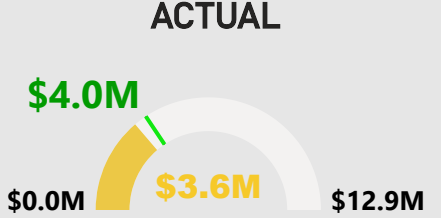
INCOME BY SERVICE LINE: Annual and YTD Budget vs YTD Actuals



INCOME BUDGET VS ACTUAL



EXPENDITURE BUDGET VS ACTUAL



KEY VARIANCE COMMENTARY
(\$20,000 and 10%)

CBS Directorate
\$36k favourable expenditure due to timing variances in employee costs.

Community Development
\$95k unfavourable expenditure due to timing variances in employee costs \$66k and donations \$40k.

Customer Relations
\$64k favourable expenditure mostly due to timing variances in employee costs.

Finance Services
\$20k favourable expenditure due to timing variances in professional fees \$91k, other expenses \$53k and employee costs \$49k.

Human Resources
\$24k favourable income due to higher than anticipated parental leave revenue.
\$138k favourable expenditure mostly due to timing variance for employee costs.

Information Communication and Technology
\$190k favourable expenditure mostly due to timing variances in software license fees \$93k, furniture and equipment purchases \$55k and employee costs \$49k.

Marketing and Communications
\$67k favourable expenditure mostly due to timing variance in programmes and events \$38k and employee costs \$26k.

Rates Services
\$78k favourable income due to timing variances. \$134k unfavourable expenditure mostly due to timing variance for rates waivers.

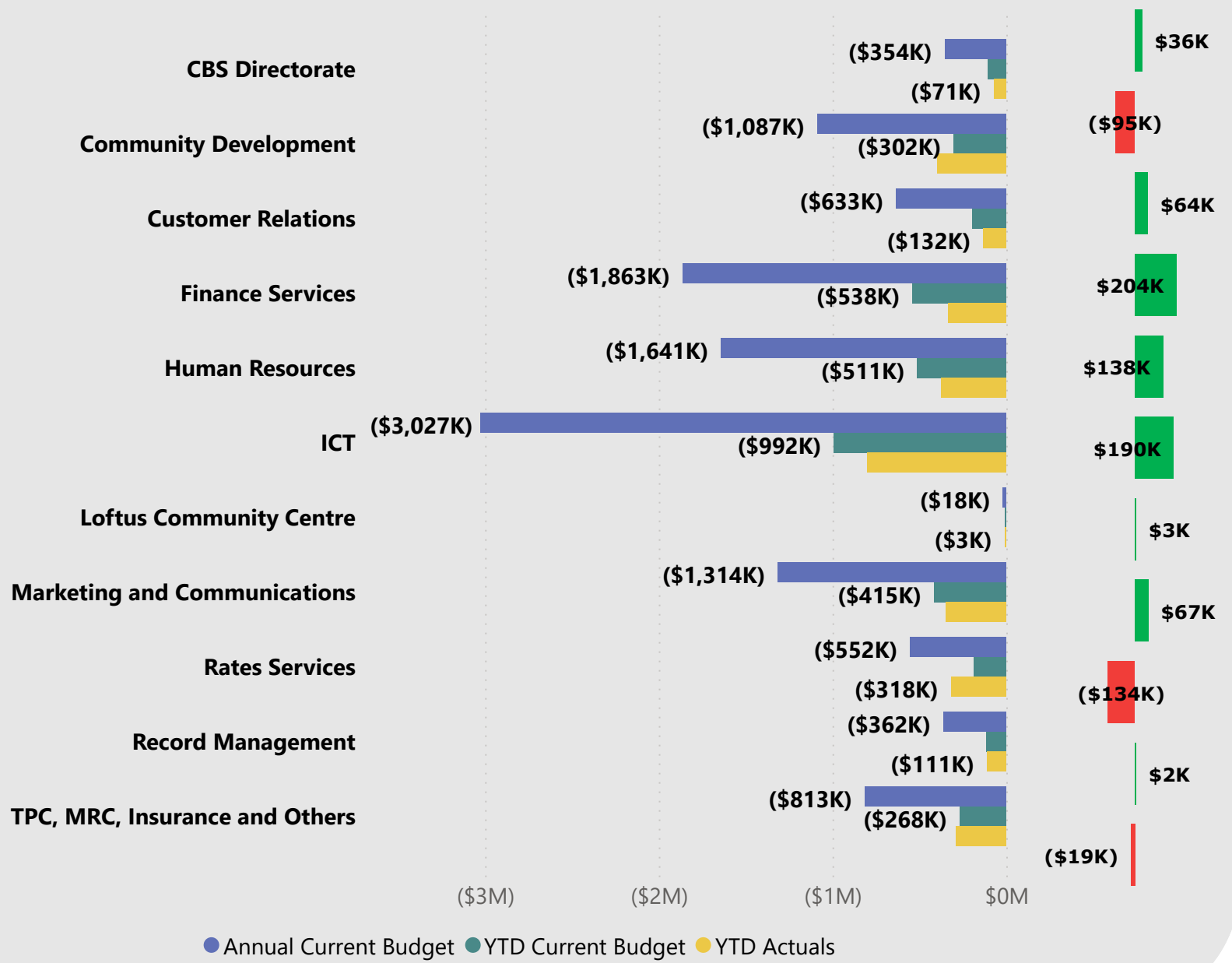
TPC, MRC, Insurance and other
\$136k unfavourable income mostly due to timing variance of the financial assistance grants.

Chief Executive Officer
\$44k unfavourable expenditure mostly due to timing variance for materials and contracts.

Members of Council
\$75k favourable expenditure mostly due to timing variance in materials and contracts.

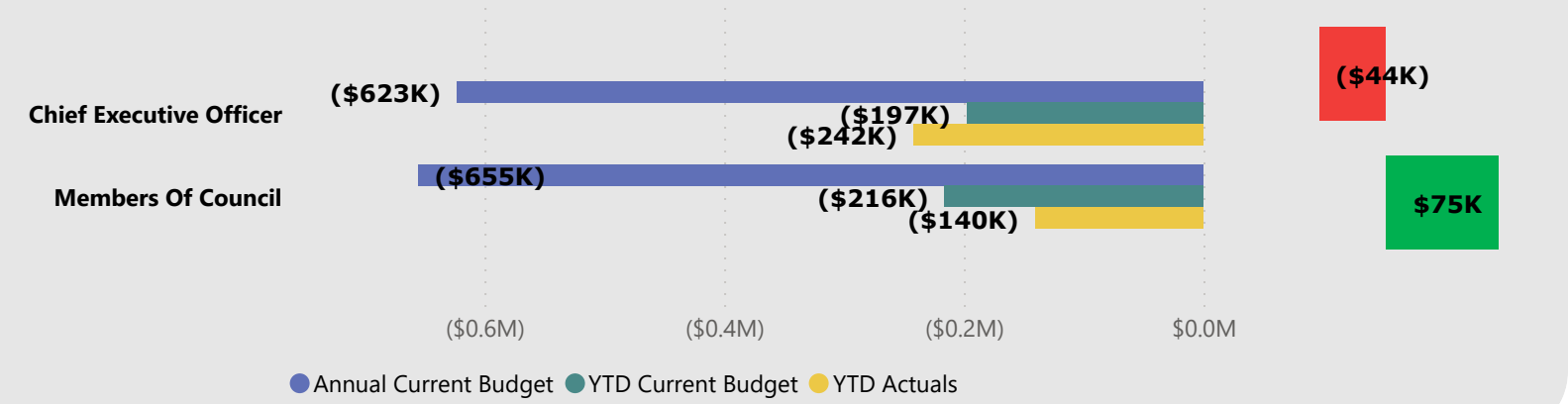
COMMUNITY AND BUSINESS SERVICES DIRECTORATE

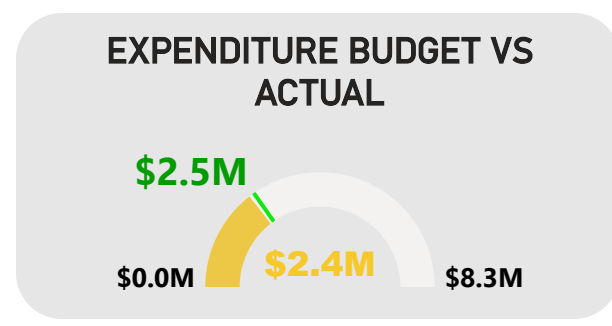
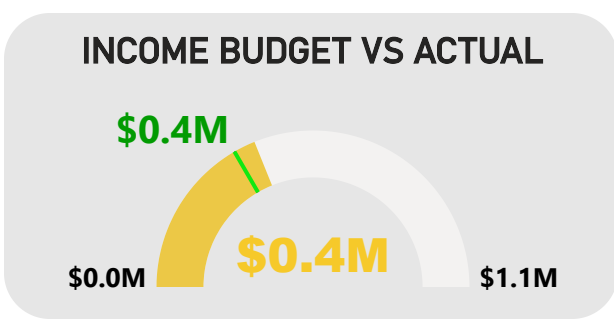
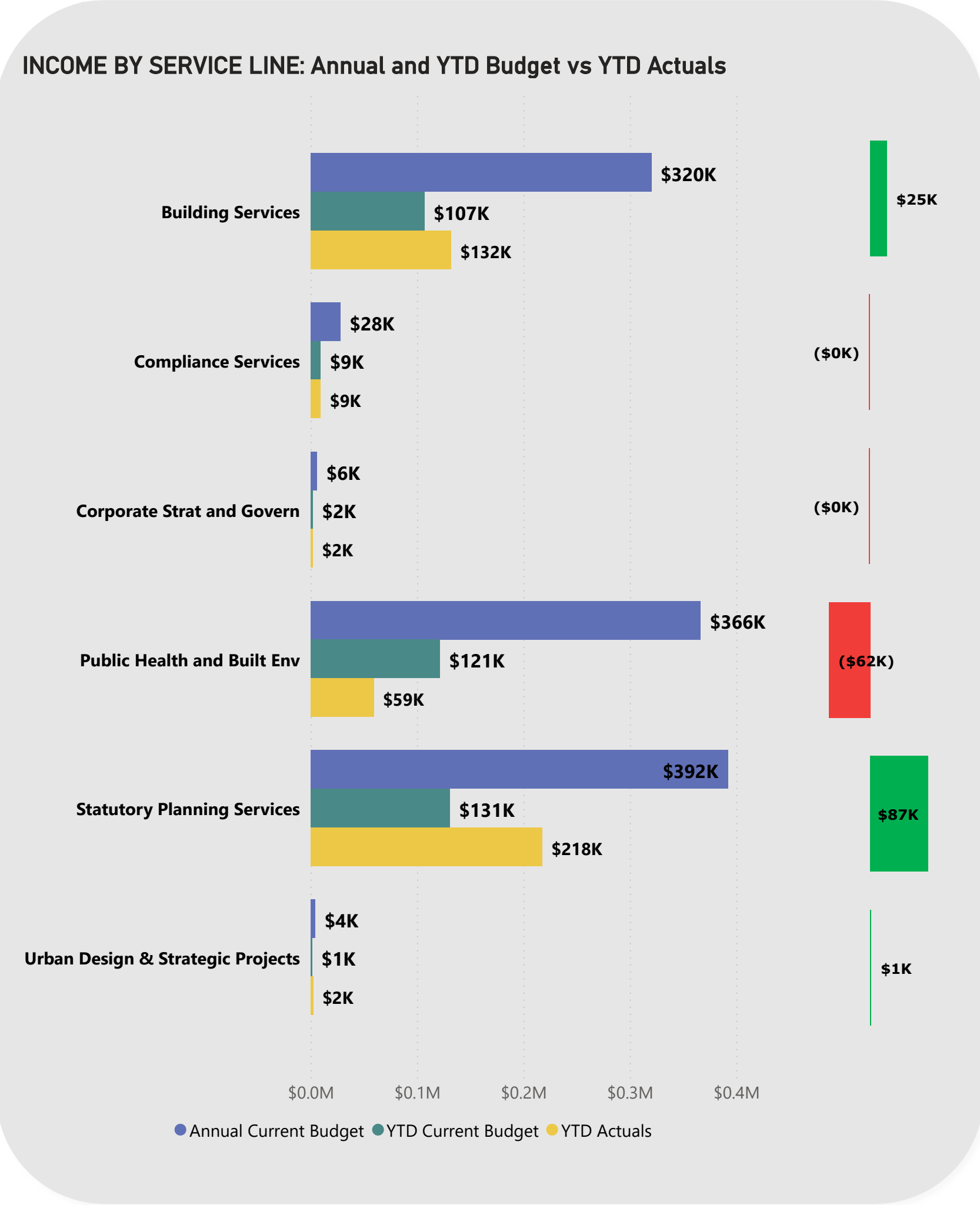
EXPENDITURE BY SERVICE LINE: Annual and YTD Budget vs YTD Actuals



OFFICE OF THE CEO

EXPENDITURE BY SERVICE LINE: Annual and YTD Budget vs YTD Actuals





KEY VARIANCE COMMENTARY

(\$20,000 and 10%)

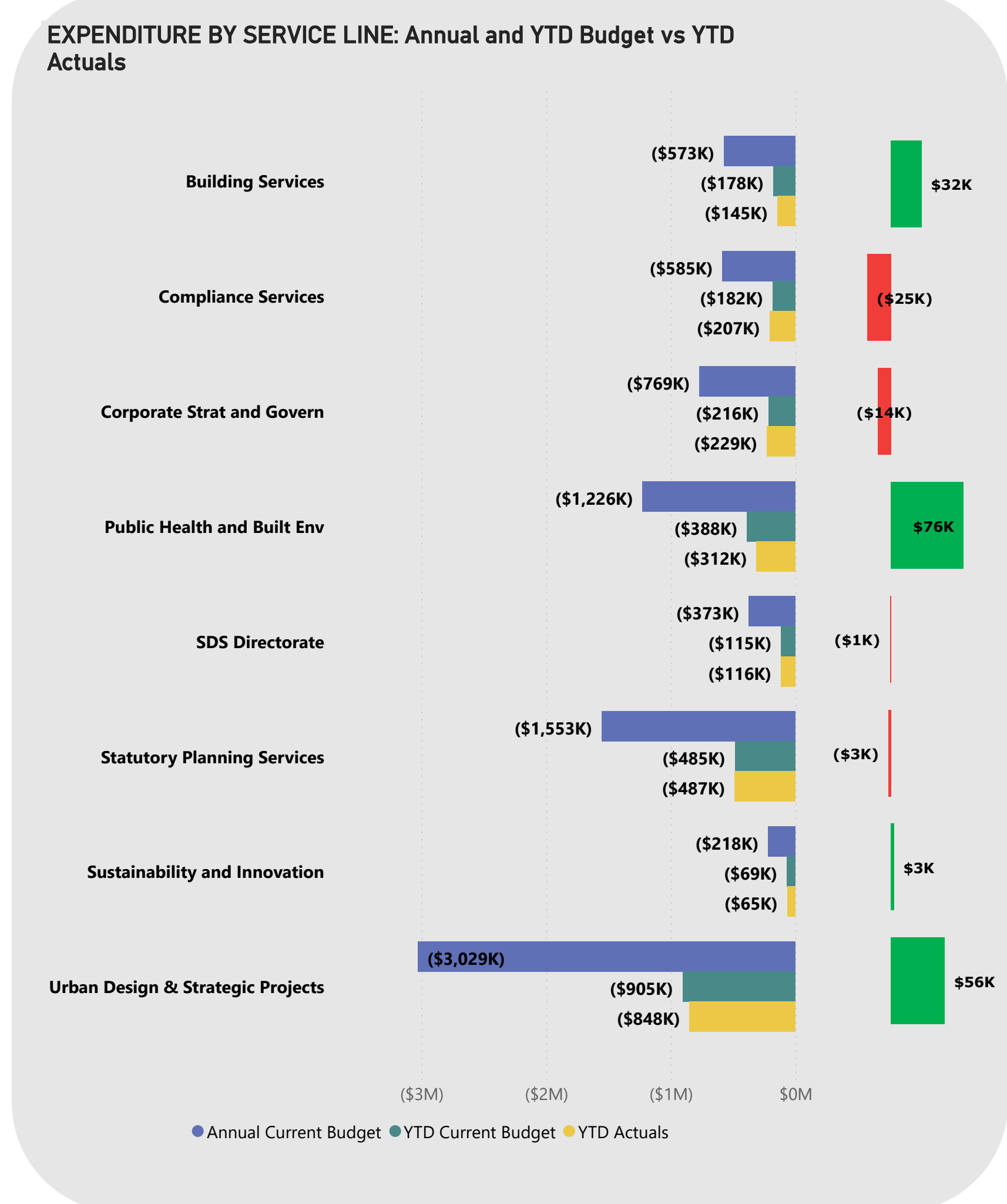
Building Services
\$25k favourable income mostly due to timing variances in swimming pool inspection fees.
\$32k favourable expenditure mostly due to timing variance in employee costs.

Compliance Services
\$25k unfavourable expenditure due to higher than anticipated long service leave expenses of \$19k.

Public Health and Built Environment
\$62k unfavourable income mostly due to timing variances in fees and charges \$45k and state grants and subsidies \$17k.
\$76k favourable expenditure due to timing variance in employee costs \$46k and programmes and events \$17k.

Statutory Planning Services
\$87k favourable income mostly due to timing difference in income received from development application fees \$70k and development application panel fees \$17k.

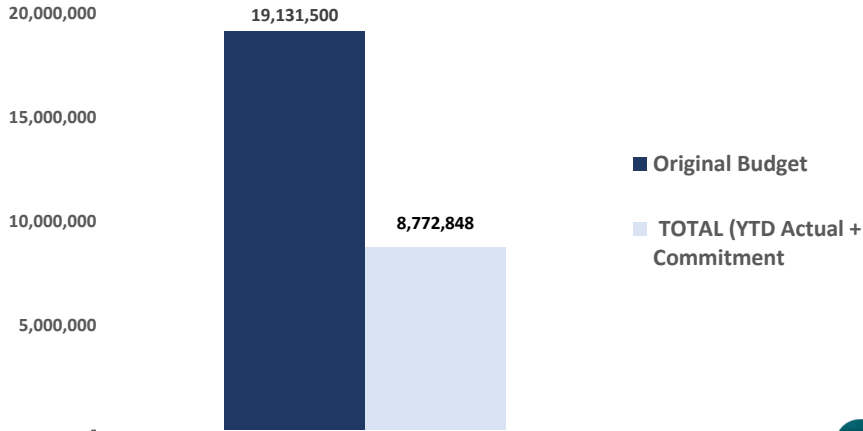
Urban Design & Strategic Projects
\$56k favourable expenditure mostly due to timing variance for various programmes and events \$88k, operating Initiatives \$17k, partially offset by \$41k unfavourable expenditure in employee costs.



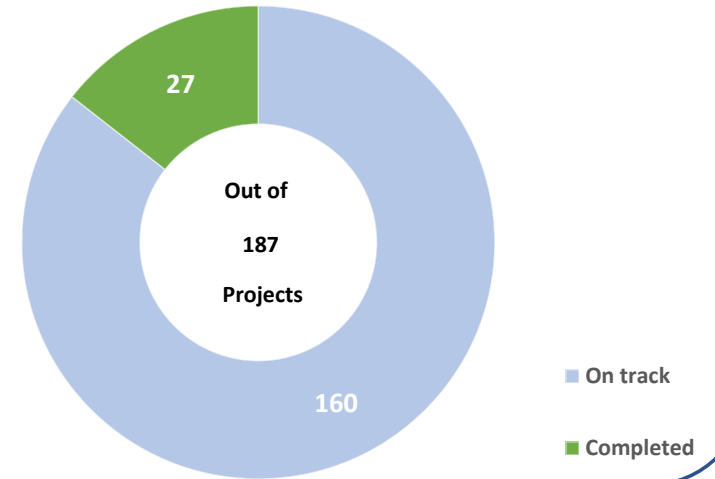


Note 4 - City Of Vincent - Capex Report As At 31 October 2023

Budget vs Total funds spent & committed



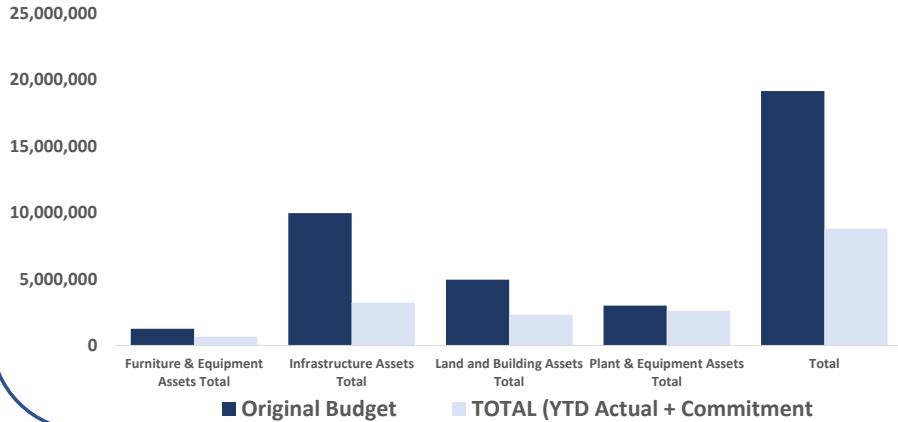
Summary of Project Status



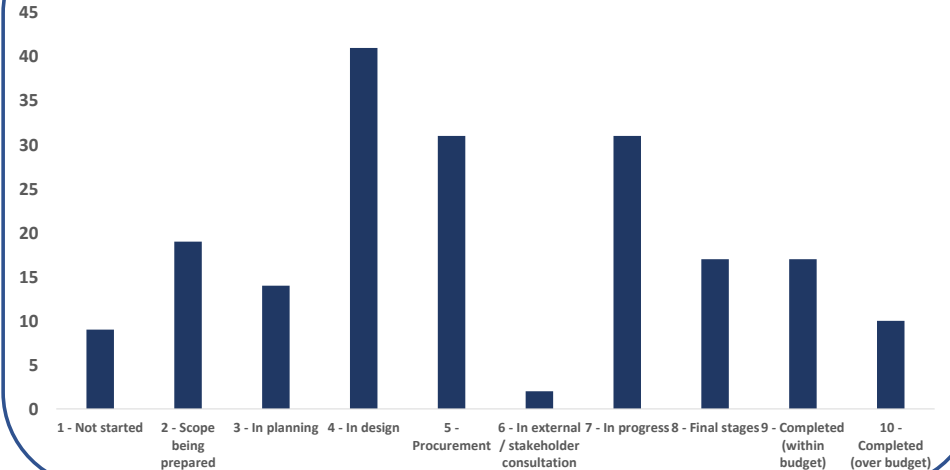
Project Count

187

Summary of Projects Budget vs Total funds spent & committed By Asset Class



Summary of Project Stages



CITY OF VINCENT
NOTE 4 - CAPITAL WORKS SCHEDULE 2023/24
AS AT 31 OCTOBER 2023

WO Name	Original Budget 2024FY	YTD Budget	YTD Actual	YTD Variance	Commitment	TOTAL (YTD Actual + Commitment)	Status	Stage	Commentary
Land and Building Assets									
Air Conditioning & HVAC Renewal									
Air Con & HVAC Renew - Library & Local History Centre	12,301	-	-	-	6,220	6,220	On track	2 - Scope being prepared	Researching replacement/scope
Air Con & HVAC Renew - Miscellaneous	50,000	10,000	8,430	1,570	220	8,650	On track	2 - Scope being prepared	Developing replacement program
Air Conditioning & HVAC Renewal - Admin	50,000	-	-	-	200	200	On track	3 - In planning	Scope for timers installed upstairs; consultant for scope
Public Toilet Renewal Program									
Public Toilet Renewal - General Provision	25,000	25,000	-	25,000	22,727	22,727	On track	5 - Procurement	Painting contractor engaged.
Beatty Park Leisure Centre – Repair and maintain Heritage Grandstand									
Beatty Park Leisure Centre – Heritage Grandstand Renewal	200,000	-	0	(0)	-	0	Deferred	1 - Not started	Project deferred in FQBR
Beatty Park Leisure Centre – Repair and maintain Heritage Grandstand	22,629	-	-	-	-	-	Completed	9 - Completed (within budget)	Retention to be paid this FY
BPLC - Construction of Indoor Changerooms									
BPLC – Construct & Fit Out Indoor Pool Changerooms	650,000	120,000	2,330	117,670	34,936	37,266	On track	5 - Procurement	Tender report to OCM November
North Perth Bowling Club Toilet & changeroom refurbishment									
North Perth Bowling Club	165,000	145,000	109,886	35,114	30,390	140,276	Completed	9 - Completed (within budget)	Recently completed
Litis Stadium changeroom redevelopment									
Infrastructure Works - Litis Stadium	1,560,799	260,799	10,963	249,836	9,271	20,234	On track	7 - In progress	Tender report to OCM November
Beatty Park Leisure Centre - Facilities Infrastructure Renewal									
BPLC - Pool Tiling Works	800,000	360,000	198,054	161,946	630,994	829,048	On track	7 - In progress	New floor slab being poured and rendering
Plant room remedial works	100,000	-	1,941	(1,941)	93,564	95,504	On track	7 - In progress	Upper plant switchboard renewal underway
BPLC - Facilities Infrastructure Renewal	350,000	150,000	35,915	114,085	56,497	92,412	On track	7 - In progress	Creche renewal works complete
Miscellaneous Asset Renewal (City Buildings)									
Misc Asset Renewal - City buildings	50,000	10,000	-	10,000	47,736	47,736	On track	2 - Scope being prepared	Reactive building capital works being planned
North Perth Town Hall - Kitchen and Toilet Renewal - Lesser Hall	-	-	59,787	(59,787)	-	59,787	Completed	9 - Completed (within budget)	23FY carried forward project
North Perth Town Hall - Kitchen and Toilet Renewal - Main Hall	-	-	127,128	(127,128)	10,442	137,570	Completed	9 - Completed (within budget)	23FY carried forward project
Hyde Park West - Public Toilet Renewal	-	-	6,597	(6,597)	-	6,597	Completed	9 - Completed (within budget)	FQBR
Menzies Park Pavillion & Ablutions	-	-	6,390	(6,390)	4,950	11,340	Completed	9 - Completed (within budget)	FQBR
Solar Photovoltaic System Installation									
Solar Installation (Belgravia/Gymnastics WA)	109,400	109,400	-	109,400	-	-	Cancelled	1 - Not started	Solar project not progressing
Solar Installation - DLGSC Building	98,688	-	95,680	(95,680)	-	95,680	Completed	9 - Completed (within budget)	Complete
Water and Energy Efficiency Initiatives									
Water and Energy Efficiency Initiatives	75,000	-	-	-	17,173	17,173	On track	2 - Scope being prepared	Works program being prepared
Land and Building Asset Renewal Projects									
Admin Building - Additional Meeting Spaces	73,000	-	1,810	(1,810)	630	2,440	On track	7 - In progress	Meeting space complete - remaining funds to be allocated to accessible toilets and foyer space
Administration Centre Renewals	100,000	-	-	-	-	-	On track	2 - Scope being prepared	Design Completed, Specification development in progress
Leederville Oval Stad Fac Renewal (Leased)	316,629	50,000	121,638	(71,638)	404,012	525,651	On track	5 - Procurement	Awarding tender
Replace electrical distribution boards - multiple buildings - post asbestos removal	30,000	-	-	-	-	-	Cancelled	2 - Scope being prepared	Reallocate funding for projects within Miscellaneous asset renewals
Modifications to Litis Stadium Underpass	30,000	30,000	14,051	15,949	55,765	69,816	Completed	10 - Completed (over budget)	Currently in progress
Non Fixed Asset Renewals - Works Depot	20,000	-	5,570	(5,570)	13,856	19,426	On track	7 - In progress	Reactive works to box gutters
Lease Property Non Scheduled Renewal	50,000	20,000	18,960	1,040	34,200	53,160	On track	2 - Scope being prepared	Lease building renewals - program being developed
DLGSC HVAC, Plant & Fire Services Renewals	-	-	8,500	(8,500)	7,650	16,150	On track	8 - Final stages	C/F from 2023FY. Underspend in PY
Land and Building Assets Total	4,938,446	1,290,199	833,631	456,568	1,481,432	2,315,063			

CITY OF VINCENT
NOTE 4 - CAPITAL WORKS SCHEDULE 2023/24
AS AT 31 OCTOBER 2023

WO Name	Original Budget 2024FY	YTD Budget	YTD Actual	YTD Variance	Commitment	TOTAL (YTD Actual + Commitment)	Status	Stage	Commentary
<i>Furniture & Equipment Assets</i>									
ICT Renewal Program									
ICT Infrastructure Renewal	45,000	-	49,184	(49,184)	18,240	67,424	On track	7 - In progress	
Enterprise Applications Upgrades									
Enterprise Applications Upgrade	100,000	-	19,082	(19,082)	18,468	37,550	On track	7 - In progress	
Beatty Park Leisure Centre - Furniture & Equipment									
BPLC Non-Infrastructure Fixed Asset Renewal	159,573	-	3,775	(3,775)	-	3,775	On track	7 - In progress	
BPLC - Non Fixed Assets Renewal	60,050	-	9,580	(9,580)	21,526	31,106	On track	2 - Scope being prepared	
Public Arts Projects									
COVID-19 Artwork relief project	172,000	80,500	-	80,500	172,000	172,000	On track	7 - In progress	
Accessible City Strategy Implementation Program									
Accessible City Strategy Implementation - Capex for future years subject to Cash-in Lieu Reserve Funds received	500,000	168,000	61,746	106,254	72,499	134,245	On track	7 - In progress	Link and Place Guidelines progressing
Parking Machines Asset Replacement Program									
Parking Infrastructure Renewal Program	212,575	-	180,385	(180,385)	26,012	206,397	Completed	9 - Completed (within budget)	In process - Project scoping ongoing
<i>Furniture & Equipment Assets Total</i>	1,249,198	248,500	323,753	(75,253)	328,746	652,498			

Plant & Equipment Assets

Fleet Management Program									
P1276 - Toyota Corolla Hybrid Hatch	40,000	-	-	-	-	-	On track	3 - In planning	
P2187 - Fiat Doblo Van	50,000	-	-	-	-	-	On track	3 - In planning	
P2210 - Nissan Navara Dual Cab	40,000	-	-	-	35,880	35,880	On track	5 - Procurement	
P2207 - Nissan Navara Dual Cab	40,000	-	-	-	35,880	35,880	On track	5 - Procurement	
P2203 - Nissan Navara King Cab Ttop	45,000	-	-	-	42,033	42,033	On track	5 - Procurement	
P1264 - Toyota Camry	28,000	-	-	-	33,936	33,936	On track	5 - Procurement	
P1266 - Toyota Camry Hybrid	45,000	-	-	-	-	-	On track	3 - In planning	
P1275 - Toyota Corolla Hybrid Hatch	25,000	-	-	-	25,000	25,000	On track	5 - Procurement	
P1274 - Nissan Leaf BEV Hatch	25,000	-	-	-	-	-	On track	3 - In planning	
P1269 - Toyota Corolla Hybrid Hatch	25,000	-	-	-	25,000	25,000	On track	5 - Procurement	
P1277 - Toyota Corolla Hybrid Hatch	25,000	-	-	-	25,000	25,000	On track	5 - Procurement	
P1278 - Toyota Corolla Hybrid Sedan	25,000	-	-	-	25,000	25,000	On track	5 - Procurement	
P1263 - Toyota Corolla Hybrid	40,000	-	-	-	25,000	25,000	On track	5 - Procurement	
P2212 - Nissan Navara	25,000	-	-	-	-	-	On track	3 - In planning	
P2208 - Nissan Navara	40,000	-	-	-	64,558	64,558	On track	5 - Procurement	
P2206 - Nissan Navara King Cab Ttop	40,000	-	-	-	42,033	42,033	On track	5 - Procurement	
P2205 - Nissan Navara King Cab Ttop	40,000	-	-	-	42,033	42,033	On track	5 - Procurement	
P2204 - Nissan Navara King Cab Ttop	40,000	-	-	-	42,033	42,033	On track	5 - Procurement	
P2202 - Nissan Navara King Cab Ttop	40,000	-	-	-	42,033	42,033	On track	5 - Procurement	
P2201 - Nissan Navara King Cab Ttop	40,000	-	-	-	42,033	42,033	On track	5 - Procurement	
P1280 - Toyota Corolla Hybrid Sedan	25,000	-	27,789	(27,789)	-	27,789	Completed	10 - Completed (over budget)	
P1279 - Toyota Camry Hybrid SL	28,000	-	-	-	-	-	On track	3 - In planning	
P2200 - VOLKSWAGEN Caddy Maxi TDI250	45,000	-	-	-	-	-	On track	3 - In planning	
P1286 - Corolla Sedan Hybrid 1HKS151	50,000	-	-	-	-	-	On track	3 - In planning	
P2209 - VW Caddy Maxi TDI250	40,000	-	-	-	-	-	On track	3 - In planning	
P2171 - Toyota Corolla Hybrid Hatch	25,000	-	-	-	-	-	On track	3 - In planning	
P2170 - Toyota Corolla Hybrid Hatch	25,000	-	-	-	-	-	On track	3 - In planning	
P2168 - Toyota Corolla Hybrid Hatch	25,000	-	-	-	25,000	25,000	On track	5 - Procurement	
P1258 - Toyota Corolla Hybrid Hatch	23,500	-	-	-	34,430	34,430	On track	5 - Procurement	
P2199 - Nissan Navara King Cab Ttop	40,000	-	35,880	(35,880)	-	35,880	Completed	9 - Completed (within budget)	
P2190 - Mitsubishi Triton Ttop	40,000	-	-	-	42,033	42,033	On track	5 - Procurement	
P2196 - Nissan Navara King Cab Ttop	40,000	-	-	-	42,033	42,033	On track	5 - Procurement	
P2195 - Nissan Navara King Cab Ttop	40,000	-	-	-	42,033	42,033	On track	5 - Procurement	
P2194 - Nissan Navara King Cab Ttop	40,000	-	-	-	42,033	42,033	On track	5 - Procurement	

CITY OF VINCENT
NOTE 4 - CAPITAL WORKS SCHEDULE 2023/24
AS AT 31 OCTOBER 2023

WO Name	Original Budget 2024FY	YTD Budget	YTD Actual	YTD Variance	Commitment	TOTAL (YTD Actual + Commitment)	Status	Stage	Commentary
P2198 - Nissan Navara King Cab Ttop	40,000	-	-	-	64,558	64,558	On track	5 - Procurement	
Major Plant Replacement Program									
Heavy Fleet Replacement Program	1,396,340	-	207,658	(207,658)	1,129,662	1,337,320	On track	5 - Procurement	
5 Tonne Rubbish Compactor Small Rear Loader	337,000	-	-	-	336,040	336,040	On track	8 - Final stages	Ordered ETA December 2023
Artlets									
Artlets - Public Art - Sculpture	20,000	20,000	12,000	8,000	2,400	14,400	On track	7 - In progress	Finalising approvals for installation
Parks Irrigation Upgrade &Renewal Program									
Weather Stations and Soil Moisture Probes							On track	7 - In progress	FQBR
Plant & Equipment Assets Total	2,997,840	20,000	283,327	(263,327)	2,307,675	2,591,002			
Infrastructure Assets									
Robertson Park Development Plan - Stage 1									
Preliminaries	70,000	-	-	-	-	-	On track	2 - Scope being prepared	
Tennis Centre - Multisport Courts resurfacing, fencing, floodlighting, entry zone, signage, and supporting landscape and drainage works	868,000	-	-	-	-	-	On track	2 - Scope being prepared	
Parks Fencing Renewal Program									
Multicultural Gardens - renew perimeter fencing	20,000	20,000	-	20,000	-	-	On track	8 - Final stages	Fencing completed with minor gate latch & paving reinstatement works to occur
Royal Park - renew volleyball court fencing	30,000	30,000	-	30,000	-	-	On track	5 - Procurement	Quote being revised inline with allocated budget
Parks Irrigation Upgrade &Renewal Program									
Sutherland St - renew irrigation, groundwater bore and electrical cabinet	75,000	-	-	-	27,192	27,192	On track	4 - In design	P/o issued for cabinet replacement. P/o for design issued
Axford Park - renew in-ground irrigation system and electrical cabinet	80,000	-	-	-	30,749	30,749	On track	4 - In design	P/o issued for cabinet replacement. P/o for design issued
	145,000	-	-	-	24,769	24,769	On track	4 - In design	P/o issued for cabinet replacement. P/o for design issued
Keith Frame Res - renew ground irrigation system and electrical cubicle and bore renewal	250,000	150,000	3,950	146,050	274,727	278,677	On track	7 - In progress	Works commencing 25/10/23
Charles Veryard - renew in-ground irrigation system and electrical cabinet	45,000	-	-	-	-	-	On track	1 - Not started	Works not required - budget to be reallocated MYBR
Forrest Park - renew groundwater bore	45,000	-	-	-	-	-	On track	1 - Not started	DWER licence required
Britannia Reserve - renew groundwater bore (south) No 40	-	-	14,825	(14,825)	-	14,825	On track	8 - Final stages	C/F from 2023FY. Underspend in PY.
Menzies Park - Replace Irrigation System	-	-	42,065	(42,065)	-	42,065	On track	8 - Final stages	C/F from 2023FY. Underspend in PY.
Les Lilleyman - upgrade in-ground irrigation system and electrical cabinet	-	-	-	-	-	-			
Road Maintenance Programs – MRRG									
Annual MRRG Program - bgt to be split	119,963	-	-	-	18,774	18,774	On track	2 - Scope being prepared	
MRRG - ANZAC Road (Sasse Av RAB)	63,136	-	1,158	(1,158)	30,730	31,888	On track	7 - In progress	
MRRG - Brady St (A) - Powis St to Tasman	200,049	-	11,066	(11,066)	205,324	216,389	On track	7 - In progress	
MRRG - Loftus St NB (A) - Leederville Pde to Vincent St	247,921	-	51,204	(51,204)	36,320	87,524	On track	8 - Final stages	
MRRG - Loftus St SB (B) - Leederville Pde to Vincent St	310,500	-	70,460	(70,460)	48,332	118,792	On track	8 - Final stages	
MRRG - Lord St - Harold St to Walcott St	168,431	-	25,706	(25,706)	72,697	98,403	On track	8 - Final stages	
Fitzgerald St (2) - Newcastle to Carr	-	-	3,405	(3,405)	5,979	9,384	Completed	9 - Completed (within budget)	23FY carried forward project
Beaufort St (2) - Bulwer to Lincoln	-	-	9,555	(9,555)	8,472	18,026	Completed	10 - Completed (over budget)	23FY carried forward project
Beaufort St (1) Fore to Brisbane	-	-	5,787	(5,787)	9,555	15,342	Completed	10 - Completed (over budget)	23FY carried forward project
Road Maintenance Programs – Local Road Program									
Annual Local Roads Program - bgt to be split	1,633,933	-	9,821	(9,821)	5,800	15,621	On track	4 - In design	

CITY OF VINCENT
NOTE 4 - CAPITAL WORKS SCHEDULE 2023/24
AS AT 31 OCTOBER 2023

WO Name	Original Budget 2024FY	YTD Budget	YTD Actual	YTD Variance	Commitment	TOTAL (YTD Actual + Commitment)	Status	Stage	Commentary
LRP - Albert Street – Barnet Street to Charles Street	-	-	-	-	-	-	On track	4 - In design	
LRP - Amy Street - Lake Street to End	-	-	-	-	-	-	On track	4 - In design	
LRP - Barnet Street - Bourke Street to Barnet Place	-	-	-	-	-	-	On track	4 - In design	
LRP - Barnet Place - Barnet Street to Cul-De-Sac	-	-	2,893	(2,893)	-	2,893	On track	4 - In design	
LRP - Blake Street - Norham Street to Walcott Street	-	-	5,398	(5,398)	-	5,398	On track	4 - In design	
LRP - Bondi Street - Cul-De-Sac to Matlock Street	-	-	-	-	-	-	On track	4 - In design	
LRP - Chamberlain Street - Loftus Street to Pennant Street	-	-	-	-	-	-	On track	4 - In design	
LRP - Dunedin Street - Woodstock Street to Scarborough Beach Road	-	-	-	-	-	-	On track	4 - In design	
LRP - Haley Avenue - Bruce Street to Richmond Street	-	-	-	-	-	-	On track	4 - In design	
LRP - Hardy Street - Howlett Street to Scarborough Beach Road	-	-	-	-	-	-	On track	4 - In design	
LRP - Howlett Street - Pennant Street to Charles Street	-	-	-	-	-	-	On track	4 - In design	
LRP - Kadina Street - Barnet Place to Charles Street	-	-	-	-	-	-	On track	4 - In design	
LRP - Macedonia Place - Albert Street to Cul-De-Sac	-	-	3,208	(3,208)	740	3,948	On track	4 - In design	
LRP - Melrose Street - Oxford Street to End	-	-	-	-	15,000	15,000	On track	4 - In design	
LRP - Pennant Street - Kadina Street to Scarborough Beach Road	-	-	-	-	-	-	On track	4 - In design	
LRP - Richmond Street - Oxford Street to Leicester Street	-	-	2,214	(2,214)	26,595	28,809	On track	4 - In design	
LRP - Stuart Street - Fitzgerald Street to Lake Street	-	-	-	-	-	-	On track	4 - In design	
LRP - Tay Place - Albert Street to Kadina Street	-	-	260	(260)	740	1,000	On track	4 - In design	
LRP - The Boulevard - Britannia Road to Anzac Road	-	-	-	-	-	-	On track	4 - In design	
LRP - View Street to Alma Road	-	-	-	-	11,000	11,000	On track	4 - In design	
LRP - Stamford Street – Melrose Street to Freeway off Ramp	-	-	-	-	-	-	On track	4 - In design	
Guildford Rd - Walcott to East Parade	-	-	11,506	(11,506)	19,132	30,637	Completed	9 - Completed (within budget)	23FY carried forward project
Parks Greening Plan Program									
Greening program - Robertson Park	50,000	-	-	-	-	-	On track	7 - In progress	
Greening plan	261,550	60,000	43,603	16,397	36,311	79,914	On track	4 - In design	Litis Stadium underpass landscaping completed.
Traffic Management Improvements									
Britannia Road Improvements	40,000	-	-	-	-	-	On track	4 - In design	
Minor Traffic Management Improvements	124,339	-	3,010	(3,010)	12,715	15,725	On track	7 - In progress	
Harold and Lord St Intersection	22,850	-	-	-	-	-	On track	1 - Not started	
Alma/Ciaverton Local Area Traffic Management	-	-	421	(421)	50,532	50,953	Completed	10 - Completed (over budget)	23FY carried forward project
Parks Playground / Exercise Equipment Upgrade & Renewal Program									
Weld Square - replace basketball backboards	10,000	-	6,800	(6,800)	-	6,800	On track	7 - In progress	Installation October
Kyllia Park - soft fall replacement	60,000	30,000	-	30,000	59,200	59,200	On track	7 - In progress	Installation late October/early November
	150,000	-	1,250	(1,250)	-	1,250	On track	5 - Procurement	RFQ evaluation completed. Selection form to be approved
Braithwaite Park - playground and soft fall replac (south)	10,000	10,000	-	10,000	-	-	On track	2 - Scope being prepared	Scope to be revised
Ellesmere/Matlock St Res - repl playground soft fall	50,000	20,000	-	20,000	55,700	55,700	On track	7 - In progress	Installation November
Menzies Park - replace playground soft fall	80,000	40,000	-	40,000	68,540	68,540	On track	7 - In progress	Installation late October/early November
Ellesmere Street Reserve - replace playground soft fall	18,000	18,000	-	18,000	13,875	13,875	On track	7 - In progress	Installation November
Ellesmere Street Reserve - replace playground shade sails	25,000	25,000	23,140	1,860	-	23,140	Completed	9 - Completed (within budget)	Completed - Asset addition form TBC
Cricket Wicket Renewal Program									
Parks Infrastructure Upgrade & Renewal Program									
Smith's Lake - resurfacing of boardwalk	25,000	25,000	-	25,000	4,300	4,300	On track	7 - In progress	Additional budget required MYBR due to unforeseen structural issues
Street / POS furniture renewal - Town Centres	5,000	-	1,744	(1,744)	2,093	3,837	On track	1 - Not started	-
Hyde Street Reserve - replace Gazebo	10,000	10,000	-	10,000	4,920	4,920	On track	7 - In progress	Works in progress
Parks Infrastructure Upgrade & Renewal - BBQ provision	45,000	40,000	33,872	6,128	-	33,872	Completed	9 - Completed (within budget)	Completed
Hyde Park - Renewal of path lighting poles	-	-	75,910	(75,910)	-	75,910	Completed	9 - Completed (within budget)	Completed
Accessible City Strategy Implementation Program									
Wayfinding Implementation Plan - Stage 1	198,000	70,000	28,700	41,300	42,720	71,420	On track	5 - Procurement	
Gully Soak-well and Minor Drainage Improvement Program									
Mt Hawthorn West Drain Improv – Stage 1	40,000	-	-	-	40,000	40,000	On track	7 - In progress	
Gully Soak Well Program	134,710	-	8,527	(8,527)	1,415	9,943	On track	7 - In progress	
Minor Drainage Improvement Program	639,838	-	21,819	(21,819)	335,314	357,133	On track	7 - In progress	Drainage study to be conducted - approximately 6 months

CITY OF VINCENT
NOTE 4 - CAPITAL WORKS SCHEDULE 2023/24
AS AT 31 OCTOBER 2023

WO Name	Original Budget 2024FY	YTD Budget	YTD Actual	YTD Variance	Commitment	TOTAL (YTD Actual + Commitment)	Status	Stage	Commentary
Road Maintenance Programs – State Black Spot									
State Black Spot Programs scheduled annually	-	-	-	-	-	-	On track	4 - In design	
Blackspot - Fitzgerald/Lawley, West Perth	74,940	-	9,576	(9,576)	2,756	12,332	On track	8 - Final stages	Conditional delivery in December 2023
Blackspot - Fitzgerald/Forrest, North Perth	36,690	-	-	-	1,734	1,734	On track	6 - In external / stakeholder consultation	Conditional delivery in December 2023
Blackspot - Broome/Wright, Highgate	248,400	-	-	-	19,784	19,784	On track	4 - In design	Extension received from Main Roads due to Western Power
Blackspot - Intersection of Beaufort and Harold Street	150,000	-	-	-	-	-	Cancelled		Project not going ahead after community consultation
Blackspot - Brady Street & Tasman Street	80,000	-	-	-	-	-	On track	4 - In design	
William/Forrest - instal traffic island on eastern leg of Forrest St and provide additional STOP sign	-	-	854	(854)	-	854	Completed	9 - Completed (within budget)	23FY carried forward project
Road Maintenance Programs – Roads to Recovery									
Annual Roads to Recovery Program - bgt to be split	233,740	-	-	-	-	-	On track	4 - In design	
R2R - Brentham Street - Egina and Raglan	-	-	-	-	-	-	On track	4 - In design	
R2R - Egina Street - Scarborough Beach Road to Berryman Street	-	-	-	-	710	710	On track	4 - In design	
Car Parking Upgrade/Renewal Program									
Accessibility audits and proposed project implementation	50,000	-	-	-	-	-	On track	2 - Scope being prepared	
Macedonia Place Car Park	50,000	-	39,695	(39,695)	-	39,695	On track	8 - Final stages	
ASeTTS Car Park - 286 Beaufort Street	20,000	-	-	-	-	-	On track	4 - In design	
Access and Inclusion (DAIP) – ACROD Parking Improve Program	60,000	-	-	-	-	-	On track	7 - In progress	Audit has been completed. Preparing for analysis of the audit and costings to implement
Minor Capital Improv of City Car Parks (General Provision)	37,000	-	6,435	(6,435)	8,251	14,687	On track	4 - In design	
Public Open Space Strategy Implementation Plan									
Birdwood Square - Public Toilets	294,000	-	-	-	-	-	On track	2 - Scope being prepared	
Public Open Space Strategy Implementation	30,000	10,000	1,750	8,250	-	1,750	On track	7 - In progress	Park furniture being purchased
Parks Lighting Renewal Program									
Lighting Renewal Program - General Provision	50,000	20,000	15,036	4,964	2,673	17,709	On track	2 - Scope being prepared	Projects being prioritised to seek quotes
Community Safety Initiatives									
Laneway Lighting Program	120,000	-	7,950	(7,950)	15,930	23,880	On track	5 - Procurement	Laneways have been identified and quotes being sought
Banks Reserve Master Plan Implementation									
Walter's Brook Crossing	200,000	-	6,879	(6,879)	2,921	9,800	On track	2 - Scope being prepared	
Footpath Upgrade and Renewal Program									
Footpath Upgrade and Renewal Program	269,682	-	7	(7)	-	7	On track	4 - In design	
Haynes Street Reserve Development Plan Implementation									
Haynes St Reserve Development Plan 1 & 2	147,841	47,841	130	47,711	15,669	15,800	On track	7 - In progress	
Rights of Way Rehabilitation Program									
Rights of Way Rehab Program	173,000	-	208,982	(208,982)	55,591	264,574	On track	8 - Final stages	Ongoing works
Parks Eco-Zoning Program									
Jack Marks Reserve - Eco-zoning	10,000	-	-	-	-	-	On track	4 - In design	Designs to be developed for consultation.
Blackford Street Reserve - Eco-zoning	10,000	-	-	-	-	-	On track	4 - In design	Designs to be developed for consultation.
Monmouth Street	8,136	-	-	-	-	-	On track	6 - In external / stakeholder consultation	On hold pending review of POS options in area
Charles Veryard Reserve - Eco-zoning	-	-	1,404	(1,404)	4,441	5,845	Completed	10 - Completed (over budget)	23FY carried forward project - Completed.

CITY OF VINCENT
NOTE 4 - CAPITAL WORKS SCHEDULE 2023/24
AS AT 31 OCTOBER 2023

WO Name	Original Budget 2024FY	YTD Budget	YTD Actual	YTD Variance	Commitment	TOTAL (YTD Actual + Commitment)	Status	Stage	Commentary
Parks Pathways Renewal Program									
Redfern/Norham St Res - re-asphalt existing bitumen pathways	5,000	-	-	-	-	-	On track	1 - Not started	To commence
Tony Di Scerni Pathway - re-asphalt existing bitumen pathways	100,000	100,000	29,117	70,883	52,110	81,227	On track	8 - Final stages	Awaiting final invoices
Car Parking Upgrade/Renewal Program									
HBF Stadium Car Park	49,250	-	-	-	-	-	On track	4 - In design	Overlay will be done after FIFA Women's World Cup.
Bus Shelter Replacement and Renewal Program									
Bus Shelters - Replace & Upgrade	86,651	-	19,552	(19,552)	-	19,552	On track	4 - In design	To refer to Bus Shelter Program. Various Works
Parks Playground / Exercise Equipment Upgrade & Renewal Program									
Ivy Park - upgrade/repl playground equipment	89,934	89,934	90,187	(253)	-	90,187	Completed	10 - Completed (over budget)	
Lynton St Res - Renew/rep playground equipment	79,932	79,932	80,000	(68)	-	80,000	Completed	10 - Completed (over budget)	
Charles Veryard Res - Replacl playground	59,904	59,904	60,000	(96)	-	60,000	Completed	10 - Completed (over budget)	
Street Lighting Renewal Program									
Beaufort St - Art Deco Median Lighting Renewal	127,000	-	-	-	-	-	On track	1 - Not started	Lights audit to be conducted
Street Lighting Upgrade Program	91,843	-	-	-	1,208	1,208	On track	1 - Not started	Lights audit to be conducted
Skate Space at Britannia Reserve									
Mt Hawt Skate Park - Youth Skate Facility (Election Commitment)	311,353	180,000	6,200	173,800	319,226	325,426	On track	5 - Procurement	Procurement completed. In design phase
North Perth Town Centre Place Plan									
Tree Up Lighting	60,000	-	-	-	-	-	On track	3 - In planning	RAC grant unsuccessful. Developing project scope
Bicycle Network									
Bicycle Network - Travel Smart Actions	10,500	-	-	-	-	-	On track	2 - Scope being prepared	
Bicycle Network	150,000	-	-	-	3,990	3,990	On track	4 - In design	Scope and modelling to be conducted
Infrastructure Assets Total	9,946,016	1,135,611	1,107,034	28,577	2,107,252	3,214,285			
Grand Total	19,131,500	2,694,310	2,547,744	146,566	6,225,104	8,772,848			

Summary	Original Budget	YTD Budget	YTD Actual	Remaining Budget
	\$	\$	\$	%
Land and Buildings	4,938,446	1,290,199	833,631	83.12%
Furniture and Equipment	1,249,198	248,500	323,753	74.08%
Plant and Equipment	2,997,840	20,000	283,327	90.55%
Infrastructure Assets	9,946,016	1,135,611	1,107,034	88.87%
Total	19,131,500	2,694,310	2,547,744	86.68%

Funding	Original Budget	YTD Budget	YTD Actual	Remaining Budget
	\$	\$	\$	%
Own Source Funding - Municipal	8,562,929	716,302	1,338,100	84.4%
Cash Backed Reserves	5,934,019	1,978,008	1,003,309	83.1%
Capital Grants, Contributions and Loans	3,703,747	-	206,335	94.4%
Other (Disposals/Trade In)	930,805	-	-	100.0%
Total	19,131,500	2,694,310	2,547,744	86.68%



**CITY OF VINCENT
NOTE 5 - CASH BACKED RESERVES
AS AT 31 OCTOBER 2023**

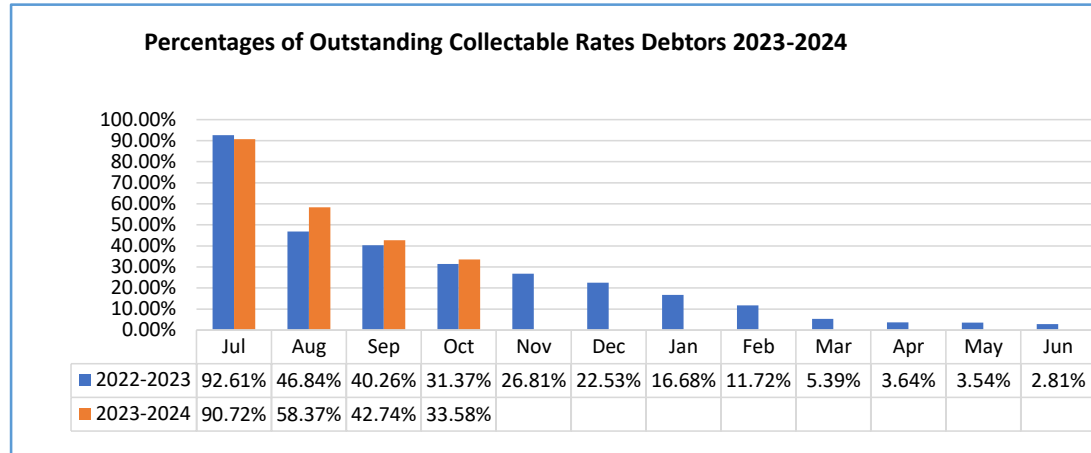
Reserve Particulars	Budget	Actual	Budget	YTD Actual	Budget	YTD Actual	Budget	YTD Actual	Budget	Actual
	Opening Balance 01/07/2023	Opening Balance 01/07/2023	Transfers to Reserve 31/10/2023	Transfers to Reserve 31/10/2023	Interest Earned 31/10/2023	Interest Earned 31/10/2023	Transfers from Reserve 31/10/2023	Transfers from Reserve 31/10/2023	Closing Balance 31/10/2023	Closing Balance 31/10/2023
	\$	\$	\$	\$	\$	\$	\$	\$	\$	\$
Asset Sustainability Reserve	7,368,624	7,263,661	1,118,112	1,591,054	41,692	96,223	(1,490,836)	(881,440)	7,037,592	8,069,498
Beatty Park Leisure Centre Reserve	308,340	251,425	0	0	1,488	3,434	(28,332)	(3,775)	281,496	251,084
Cash in Lieu Parking Reserve	1,200,761	1,278,592	5,260	0	2,920	6,739	(259,500)	(90,446)	949,441	1,194,885
Hyde Park Lake Reserve	165,950	165,950	0	0	1,108	2,557	0	0	167,058	168,507
Land and Building Acquisition Reserve	307,816	307,816	0	0	2,052	4,736	0	0	309,868	312,552
Leederville Oval Reserve	71,705	71,705	0	0	480	1,108	0	0	72,185	72,813
Loftus Community Centre Reserve	141,125	142,550	0	0	940	2,169	0	0	142,065	144,719
Loftus Recreation Centre Reserve	232,511	244,631	21,680	22,530	1,984	4,579	0	0	256,175	271,741
Office Building Reserve - 246 Vincent Street	212,455	205,855	0	0	1,416	3,268	0	0	213,871	209,123
Parking Facility Reserve	109,375	109,375	0	0	728	1,680	0	0	110,103	111,055
Percentage For Public Art Reserve	268,947	284,947	0	0	312	720	(74,000)	(27,518)	195,259	258,149
Plant and Equipment Reserve	131	131	0	0	0	0	0	0	131	131
POS reserve - General	652,650	744,726	266,664	782,195	9,372	21,630	(15,948)	0	912,738	1,548,552
POS reserve - Haynes Street	88,049	88,604	13,504	13,506	192	443	(33,332)	(130)	68,413	102,423
State Gymnastics Centre Reserve	129,617	115,922	4,300	4,331	952	2,197	0	0	134,869	122,450
Strategic Waste Management Reserve	30,089	30,089	76,708	228,176	1,736	4,007	0	0	108,533	262,272
Tamala Park Land Sales Reserve	3,273,250	3,271,415	555,556	0	32,952	76,052	0	0	3,861,758	3,347,467
Underground Power Reserve	2,448,925	2,433,151	0	0	16,336	37,703	0	0	2,465,261	2,470,853
Waste Management Plant and Equipment Reserve	228,176	228,176	0	0	0	0	(76,060)	(228,176)	152,116	0
	17,238,497	17,238,721	2,061,784	2,641,792	116,660	269,246	(1,978,008)	(1,231,485)	17,438,933	18,918,273

CITY OF VINCENT
NOTE 6 - RECEIVABLES (RATING & OTHER DEBTORS)
FOR THE MONTH ENDED 31 OCTOBER 2023



Rates Outstanding

	Total
Balance from Previous Year	623,048
Rates Levied - Initial	42,045,635
Rates Levied - Interims	203,147
Rates Waived	(119,626)
Non Payment Penalties	440,704
Other Rates Revenue	178,463
Total Rates Collectable	43,371,371
Outstanding Rates	14,997,901
ESL Debtors	593,783
Pensioner Rebates Not Yet Claimed	443,547
ESL Rebates Not Yet Claimed	19,162
Deferred Rates Debtors	(141,838)
Current Rates Outstanding	15,912,555



Receivable - Other Debtors

DESCRIPTION	30 Days	60 Days	90 Days	OVER 90 DAYS	BALANCE
	\$	\$	\$	\$	\$
DEBTOR CONTROL - HEALTH LICENCES	(753)	495	1,018	137,927	138,687
DEBTOR CONTROL - CASH IN LIEU CAR PARKING	0	0	0	192,308	192,308
DEBTOR CONTROL - PROPERTY INCOME	8,719	4,663	6,319	3,832	23,533
DEBTOR CONTROL - RECOVERABLE WORKS	1,325	0	0	(395)	930
DEBTOR CONTROL - OTHER	1,155	25,573	776	680,142	707,646
DEBTOR CONTROL - PLANNING SERVICES FEES	44	46	0	255	345
DEBTOR CONTROL - GST	0	(30,963)	12,779	18,181	(3)
DEBTOR CONTROL - INFRINGEMENT	183,570	90,856	83,220	864,011	1,221,656
PROVISION FOR DOUBTFUL DEBT (CURRENT)	0	0	0	(219,546)	(219,546)
IMPAIRMENT OF RECEIVABLES	0	0	0	(218,023)	(218,023)
TOTAL DEBTORS OUTSTANDING AS AT 31/10/2023	194,060	90,670	104,113	1,458,691	1,847,534
	10.5%	4.9%	5.6%	79.0%	100.0%
ACCRUED INCOME					128,130
ACCRUED INTEREST					832,901
PREPAYMENTS					2,008,971
TOTAL TRADE AND OTHER RECEIVABLES					4,817,535



CITY OF VINCENT
NOTE 7 - BEATTY PARK LEISURE CENTRE FINANCIAL POSITION
AS AT 31 OCTOBER 2023

	Original Budget	YTD Budget	YTD Actuals	YTD Actuals	Month Actuals	Month Actuals
	2023/24	Oct-23	Oct-23	Oct-22	Oct-23	Oct-22
	\$	\$	\$	\$	\$	\$
ADMINISTRATION						
Revenue	0	0	(0)	(231,000)	(92,808)	(80,804)
Expenditure	0	0	0	230,799	92,808	80,604
Surplus/(Deficit)	0	0	(0)	(200)	0	(200)
SWIMMING POOLS AREA						
Revenue	2,550,517	729,575	957,477	803,026	290,806	240,617
Expenditure	(4,669,839)	(1,534,390)	(1,201,286)	(1,437,049)	(349,883)	(626,539)
Surplus/(Deficit)	(2,119,322)	(804,815)	(243,809)	(634,023)	(59,076)	(385,922)
SWIM SCHOOL						
Revenue	2,038,129	759,399	841,625	737,947	204,451	181,970
Expenditure	(1,464,155)	(455,302)	(521,623)	(412,857)	(131,998)	(120,727)
Surplus/(Deficit)	573,974	304,097	320,001	325,090	72,453	61,243
CAFÉ						
Revenue	0	0	0	0	0	0
Expenditure	0	0	(0)	(0)	(0)	0
Surplus/(Deficit)	0	0	(0)	(0)	(0)	0
RETAIL SHOP						
Revenue	726,402	197,458	213,792	194,949	67,407	67,646
Expenditure	(588,477)	(181,308)	(100,616)	(140,520)	(28,062)	(55,652)
Surplus/(Deficit)	137,925	16,150	113,176	54,429	39,345	11,995
HEALTH & FITNESS						
Revenue	2,109,626	690,295	917,740	754,297	256,304	212,759
Expenditure	(1,408,461)	(461,705)	(410,094)	(426,060)	(108,659)	(149,918)
Surplus/(Deficit)	701,165	228,590	507,646	328,237	147,644	62,841
GROUP FITNESS						
Revenue	746,431	245,924	314,418	266,973	86,872	76,887
Expenditure	(726,034)	(241,217)	(219,395)	(244,482)	(66,878)	(100,656)
Surplus/(Deficit)	20,397	4,707	95,023	22,491	19,994	(23,768)
AQUAROBICS						
Revenue	300,112	98,178	125,531	110,211	34,997	33,908
Expenditure	(222,042)	(71,377)	(55,224)	(62,441)	(15,312)	(22,888)
Surplus/(Deficit)	78,070	26,801	70,307	47,770	19,685	11,020
CRECHE						
Revenue	79,938	26,585	35,473	28,289	9,855	8,323
Expenditure	(377,494)	(120,298)	(108,107)	(89,201)	(29,835)	(30,867)
Surplus/(Deficit)	(297,556)	(93,713)	(72,633)	(60,913)	(19,980)	(22,544)
Net Surplus/(Deficit)	(905,347)	(318,183)	789,711	82,880	220,065	(285,335)
Less: Depreciation	(1,446,544)	(482,180)	0	(349,053)	0	(349,053)
Surplus/(Deficit)	541,197	163,997	789,711	431,934	220,065	63,719

CITY OF VINCENT
NOTE 7 - STATEMENT OF FINANCIAL ACTIVITY
BY SERVICE - GRAPH
AS AT 31 OCTOBER 2023

