

11.1 FINANCIAL STATEMENTS AS AT 31 JULY 2023

Attachments: 1. **Financial Statements as at 31 July 2023**

RECOMMENDATION:

That Council **RECEIVES** the **Financial Statements** for the month ended **31 July 2023** as shown in **Attachment 1**.

PURPOSE OF REPORT:

To present the statement of financial activity for the period ended 31 July 2023.

BACKGROUND:

Regulation 34 (1) of the *Local Government (Financial Management) Regulations 1996* requires a local government to prepare each month a statement of financial activity including the sources and applications of funds, as compared to the budget.

DETAILS:

The following documents, included as **Attachment 1**, comprise the statement of financial activity for the period ending **31 July 2023**:

Note	Description	Page
1.	Statement of Financial Activity by Nature or Type Report	1
2.	Net Current Funding Position	2
3.	Summary of Income and Expenditure by Service Areas	3-5
4.	Capital Expenditure including Funding graph and Capital Works Schedule	6-13
5.	Cash Backed Reserves	14
6.	Receivables: Rates and Other Debtors	15
7.	Beatty Park Leisure Centre Financial Position	16-17

Explanation of Material Variances

The materiality thresholds used for reporting variances are 10% and \$20,000, respectively. This means that variances will be analysed and separately reported when they are more than 10% (+/-) of the year-to-date budget and where that variance exceeds \$20,000 (+/-). This threshold was adopted by Council as part of the budget adoption for 2022/2023 and is used in the preparation of the statements of financial activity when highlighting material variance in accordance with *Financial Management Regulation 34(1) (d)*.

In accordance with the above, all material variances as of 31 July 2023 have been detailed in the variance comments report in **Attachment 1**.

Comments on the Statement of Financial Activity by Nature or Type (as at Attachment 1).

Revenue by Nature or Type (on page 1) is tracking higher than the YTD budgeted revenue by \$499,613 (1.1%). The following items materially contributed to this position:

- A favourable variance of \$555,230 in Fees and Charges mostly due to timing variances for:
 - \$180,125 favourable car parking revenue,
 - \$101,455 favourable waste service rubbish charges,
 - \$71,160 favourable development application fees,
 - \$54,760 favourable swimming pool inspection fees,
 - \$53,436 favourable Parks hire fee income for the FIFA Women's World Cup,
 - \$50,139 favourable Beatty Park admission, enrolment and merchandise sale income.
- A favourable variance in Interest earnings of \$47,583 mostly due to higher-than-expected interest rates.
- An unfavourable variance in Operating grants, subsidies, and contributions of \$104,035 due to timing variance.

Expenditure by Nature or Type (on page 1) is favourable, attributed by an under-spend of \$2,606,488 (56.1%). The following items materially contributed to this position:

- \$1,256,882 favourable Materials and Contracts mainly due to timing variances.
- \$1,050,596 favourable Depreciation expense due to timing variances.
- \$144,579 favourable Employee related costs mostly due to timing variances.
- \$119,969 favourable Utility charges due to timing variance of utility bills.

Surplus Position – Year End 2022/23

The surplus position brought forward to 2023/24 is \$8,004,126 compared to the adopted budget amount of \$4,098,614. The actual opening surplus figure will be adjusted after the year audit has been finalised in December 2023.

The favourable opening surplus position also includes a higher brought forward payment of \$1,410,464 in Federal Grant Funding. An adjustment will be required at First Quarter Budget Review 2023/24 to reduce the budgeted grant revenue in lieu of the higher brought forward payment.

Content of Statement of Financial Activity

An explanation of each report in the Statement of Financial Activity (**Attachment 1**), along with some commentary, is below:

1. Statement of Financial Activity by Nature or Type Report (Note 1 Page 1)
This statement of financial activity shows revenue and expenditure classified by Nature or Type.
2. Net Current Funding Position (Note 2 Page 2)
'Net current assets' is the difference between the current assets and current liabilities, less committed assets and restricted assets.
3. Summary of Income and Expenditure by Service Areas (Note 3 Page 3-5)
This statement shows a summary of operating revenue and expenditure by service unit including variance commentary.
4. Capital Expenditure and Funding Summary (Note 4 Page 6-13)
The full capital works program is listed in detail in Note 4 in **Attachment 1**. The attachment includes a summary of the year-to-date expenditure of each asset category and the funding source associated to the delivery of capital works.
5. Cash Backed Reserves (Note 5 Page 14)
The cash backed reserves schedule provides a detailed summary of the movements in the reserve portfolio, including transfers to and from the reserve. The balance as at 31 July 2023 is \$18,991,052.
6. Receivables: Rating Information (Note 6 Page 15)

The notices for rates and charges levied for 2023/24 were issued on 26 July 2023. *The Local Government Act 1995* provides for ratepayers to pay rates by four instalments. The due dates for each instalment are:

	Due Date
First Instalment	1 September 2023
Second Instalment	3 November 2023
Third Instalment	5 January 2024
Fourth Instalment	8 March 2024

The outstanding rates debtors balance at 31 July 2023 was \$48,169,574, excluding deferred rates of \$144,007. The outstanding rates percentage at 31 July 2023 was 93.42% compared to 92.61% for the same period last year.

7. Receivables: Other Debtors (Note 6 Page 15)

Total trade and other receivables as at 31 July 2023 were \$4,949,582.

Below is a summary of the significant items with an outstanding balance over 90 days:

- \$1,054,476 relates to unpaid infringements (plus costs) over 90 days. Infringements that remain unpaid for more than two months are referred to the Fines Enforcement Registry (FER), which then collects the outstanding balance on behalf of the City for a fee.
- \$193,788 relates to cash-in-lieu of car parking debtors. In accordance with the *City's Policy 7.7.1 Non-residential parking*, Administration has entered into special payment arrangements with long outstanding cash in lieu parking debtors to enable them to pay their debt over a fixed term of five years.

8. Beatty Park Leisure Centre – Financial Position report (Note 7 Page 16-17)

As at 31 July 2023, the Centre's operating surplus position was \$388,334 (excluding depreciation) compared to the prior YTD surplus amount of \$307,411. The surplus is predominantly driven by Swim School and Health and Fitness memberships.

CONSULTATION/ADVERTISING:

Not applicable.

LEGAL/POLICY:

Section 6.4 of the Local Government Act 1995 requires a local government to prepare an annual financial report for the preceding year and other financial reports as prescribed.

Regulation 34 (1) of the Local Government (Financial Management) Regulations 1996 requires the local government to prepare a statement of financial activity each month, reporting on the source and application of funds as set out in the adopted annual budget.

A statement of financial activity and any accompanying documents are to be presented at an Ordinary Meeting of the Council within two months after the end of the month to which the statement relates. *Section 6.8 of the Local Government Act 1995* specifies that a local government is not to incur expenditure from its Municipal Fund for an additional purpose except where the expenditure is authorised in advance by an absolute majority decision of Council.

RISK MANAGEMENT IMPLICATIONS:

Low: Provision of monthly financial reports to Council fulfils relevant statutory requirements and is consistent with good financial governance.

STRATEGIC IMPLICATIONS:

Reporting on the City's financial position is aligned with the City's *Strategic Community Plan 2022-2032*:

Innovative and Accountable

Our resources and assets are planned and managed in an efficient and sustainable manner.

Our community is aware of what we are doing and how we are meeting our goals.

Our community is satisfied with the service we provide.

We are open and accountable to an engaged community.

SUSTAINABILITY IMPLICATIONS:

Expenditure within this report facilitates various projects, programs, services and initiatives that contribute to protecting/enhancing the City's built and natural environment and to improving resource efficiency.

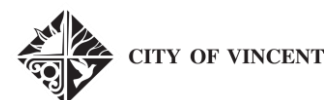
PUBLIC HEALTH IMPLICATIONS:

Expenditure within this report facilitates various projects, programs and services that contribute to the priority health outcomes within the City's *Public Health Plan 2020-2025*.

FINANCIAL/BUDGET IMPLICATIONS:

As contained in this report.

CITY OF VINCENT
NOTE 1 - STATEMENT OF FINANCIAL ACTIVITY
BY NATURE OR TYPE
FOR THE PERIOD ENDED 31 JULY 2023

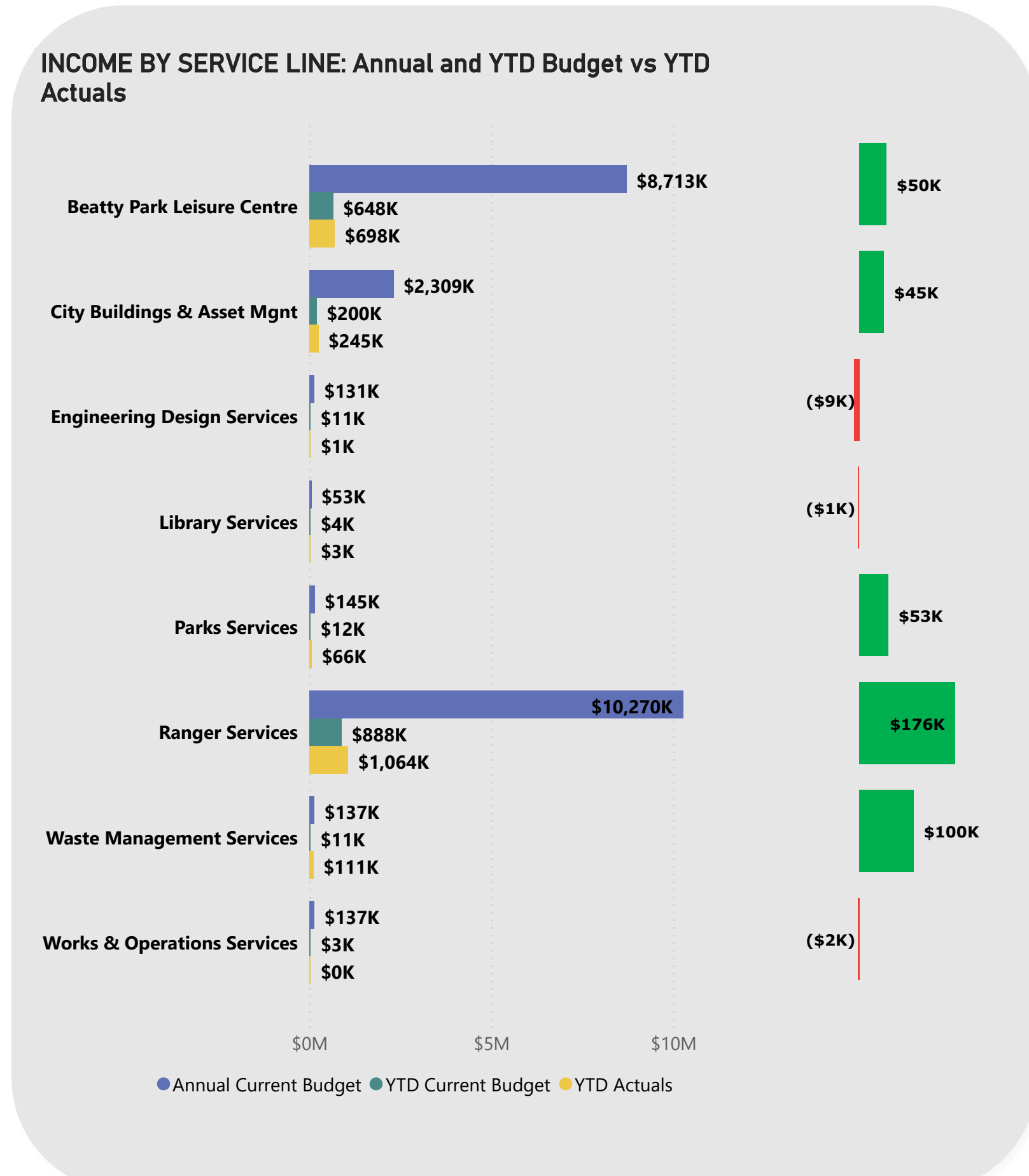
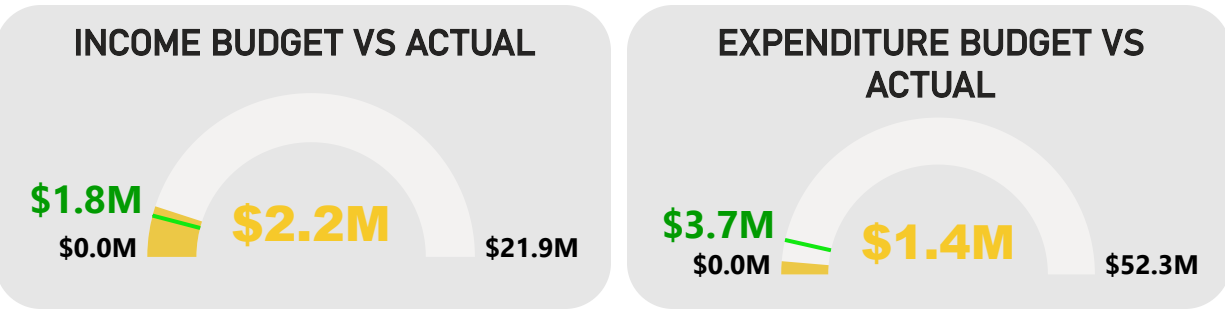


	Note	Adopted Budget 2023/24 \$	YTD Budget 31/07/2023 \$	YTD Actual 31/07/2023 \$	YTD Variance \$	YTD Variance %
Opening Funding Surplus(Deficit)		4,098,614	4,098,614	8,004,126	3,905,512	95.3%
Revenue from operating activities						
Rates		42,302,811	42,052,811	42,045,635	(7,176)	0.0%
Operating Grants, Subsidies and Contributions		1,498,420	116,119	12,084	(104,035)	-89.6%
Fees and Charges		22,143,204	1,797,140	2,352,370	555,230	30.9%
Interest Earnings		1,103,000	120,000	167,583	47,583	39.7%
Other Revenue		1,385,434	101,078	109,089	8,011	7.9%
Profit on Disposal of Assets		2,370,775	0	0	0	0.0%
		70,803,644	44,187,148	44,686,761	499,613	1.1%
Expenditure from operating activities						
Employee Costs		(31,198,096)	(1,389,250)	(1,244,671)	144,579	-10.4%
Materials and Contracts		(23,046,382)	(1,908,658)	(651,776)	1,256,882	-65.9%
Utility Charges		(1,860,315)	(155,030)	(35,061)	119,969	-77.4%
Depreciation on Non-Current Assets		(12,607,088)	(1,050,596)	0	1,050,596	-100.0%
Interest Expenses		(495,449)	(26,167)	(1,938)	24,229	-92.6%
Insurance Expenses		(804,195)	(67,016)	(67,016)	0	0.0%
Other Expenditure		(752,098)	(48,815)	(38,582)	10,233	-21.0%
Loss on Disposal of Assets		(47,335)	0	0	0	0.0%
		(70,810,958)	(4,645,532)	(2,039,044)	2,606,488	-56.1%
Operating activities excluded from budget						
Add Deferred Rates Adjustment		0	0	(28,613)	(28,613)	0.0%
Add Back Depreciation		12,607,088	1,050,596	0	(1,050,596)	-100.0%
Adjust (Profit)Loss on Asset Disposal		(2,323,440)	0	0	0	0.0%
		10,283,648	1,050,596	(28,613)	(1,079,209)	-102.7%
Amount attributable to operating activities		10,276,334	40,592,212	42,619,104	2,026,892	5.0%
Investing Activities						
Non-operating Grants, Subsidies and Contributions		3,703,747	0	600,000	600,000	0.0%
Purchase Property, Plant and Equipment	4	(9,185,484)	(52,000)	(52,521)	(521)	1.0%
Purchase Infrastructure Assets	4	(9,946,016)	(47,841)	(147,371)	(99,530)	208.0%
Proceeds from Joint Venture Operations		1,666,666	138,888	0	(138,888)	-100.0%
Proceeds from Disposal of Assets		1,713,000	0	782,195	782,195	0.0%
Amount attributable to investing activities		(12,048,087)	39,047	1,182,303	1,143,256	2927.9%
Financing Activities						
Principal elements of finance lease payments		(95,000)	(24,000)	(14,612)	9,388	(39.1%)
Repayment of Loans		(1,585,417)	(52,267)	(52,268)	(1)	0.0%
Transfer to Reserves	5	(6,535,355)	(544,611)	(2,008,649)	(1,464,038)	268.8%
Transfer from Reserves	5	5,934,019	56,918	256,318	199,400	350.3%
Amount attributable to financing activities		(2,281,753)	(563,960)	(1,819,211)	(1,255,251)	222.6%
Closing Funding Surplus(Deficit)		45,109	44,165,913	49,986,321	5,820,408	13.2%



CITY OF VINCENT
NOTES TO THE STATEMENT OF FINANCIAL ACTIVITY
NOTE 2 - NET CURRENT FUNDING POSITION
FOR THE PERIOD ENDED 31 JULY 2023

	Note	YTD Actual	PY Actual
		31/07/2023	31/07/2022
		\$	\$
Current Assets			
Cash Unrestricted		13,574,523	13,892,284
Cash Restricted		18,991,052	11,942,836
Investments		0	11,000
Receivables - Rates	6	48,169,574	41,267,455
Receivables - Other	6	4,949,582	2,940,847
Inventories		1,376,824	200,578
		<u>87,061,555</u>	<u>70,255,000</u>
Less: Current Liabilities			
Payables		(13,924,277)	(13,582,490)
Provisions - employee		(5,772,397)	(4,907,115)
		<u>(19,696,674)</u>	<u>(18,489,605)</u>
Unadjusted Net Current Assets		67,364,881	51,765,395
Adjustments and exclusions permitted by FM Reg 32			
Less: Reserves - restricted cash	5	(18,991,052)	(11,942,836)
Less: Land held for sale		(1,251,293)	0
Less: Shares transferred from non current asset		0	(11,000)
Add: Current portion of long term borrowings		1,511,162	934,328
Add: Infringement Debtors transferred to non current asset		1,293,417	1,225,718
		<u>(17,378,560)</u>	<u>(9,793,790)</u>
Adjusted Net Current Assets		49,986,321	41,971,605



KEY VARIANCE COMMENTARY
(\$20,000 and 10%)

Beatty Park Leisure Centre
\$50k favourable income mostly due to higher admission \$29k and enrolment fees \$22k.
\$210k favourable expenditure mostly due to timing variances for depreciation \$121k, materials and contracts \$57k and utilities \$54k . Partially offset by higher employee costs \$40k due to timing differences.

City Buildings & Asset Management
\$45k favourable income mostly due to timing variances of rental property income.
\$428k favourable expenditure mostly due to timing variances of depreciation \$307k and materials and contracts \$112k.

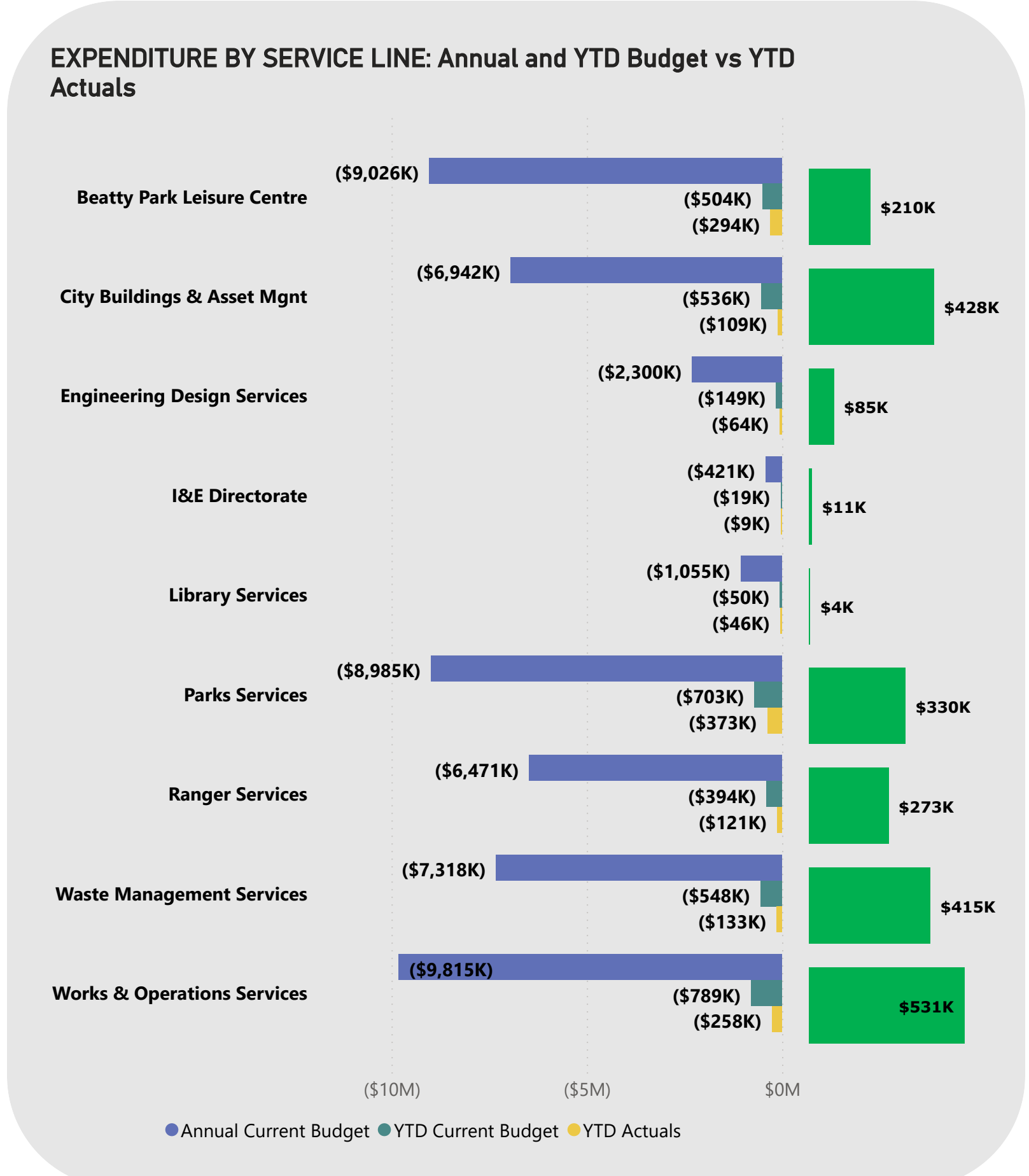
Engineering Design Services
\$85k favourable expenditure mostly due to timing variances in utilities \$42k and materials and contracts \$25k.

Parks Services
\$53k favourable income mostly due to parking management charges for the FIFA Women's World Cup.
\$330k favourable expenditure mostly due to timing variances for depreciation \$113k, employee costs \$98k and contractor expenses \$83k.

Ranger Services
\$176k favourable income mainly due to parking management charges for the FIFA Women's World Cup.
\$273k favourable expenditure due to timing variance in materials and contracts \$145k, other expenditure of \$71k and depreciation \$49k.

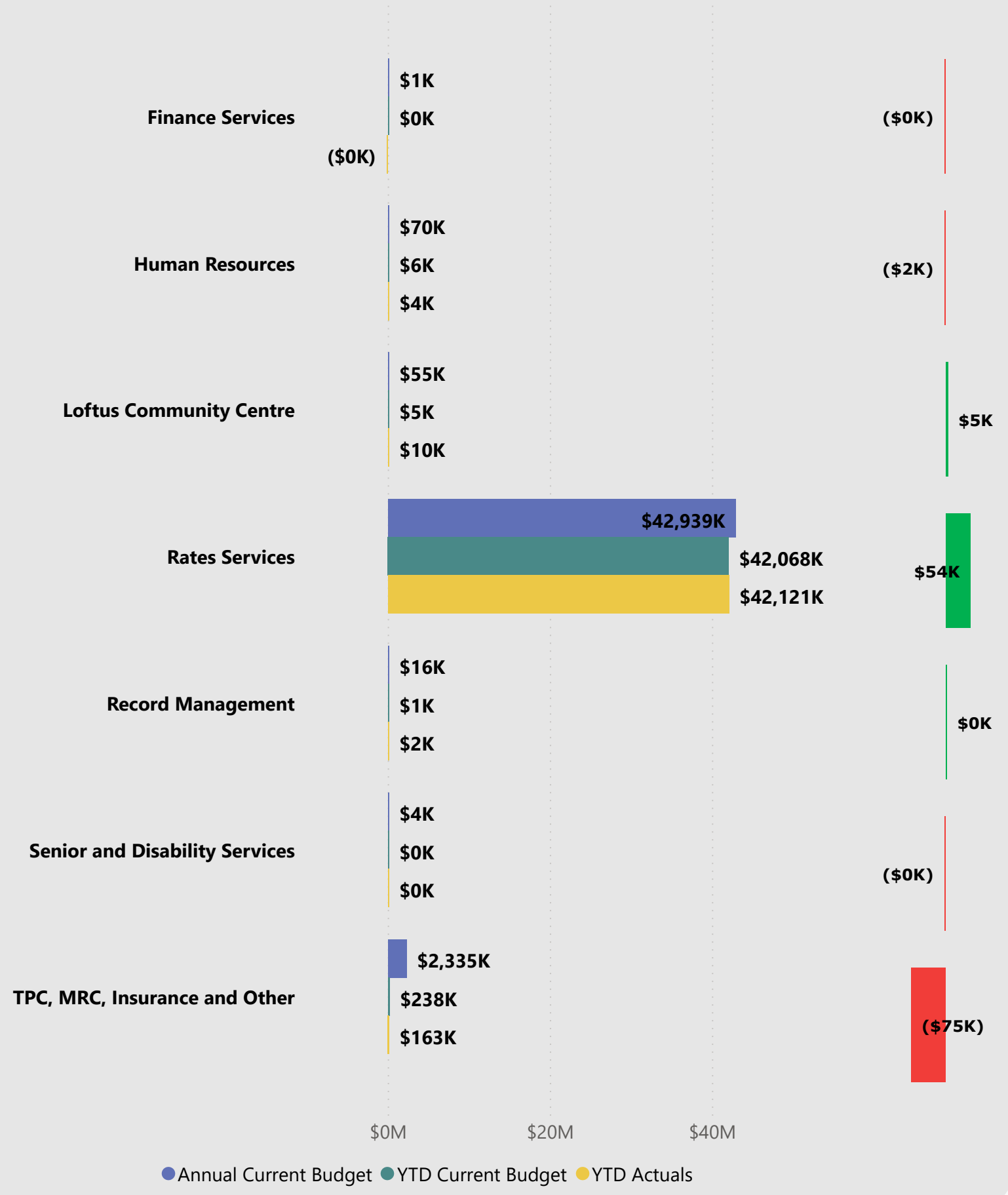
Waste Management Services
\$100k favourable income mostly due to fees and charges for waste exempt rubbish services and additional waste rubbish bin services.
\$415k favourable expenditure mostly due to timing variances for materials and contracts \$382k and employee costs \$29k.

Works and Operations Services
\$531k favourable expenditure mostly due to timing variances of depreciation \$446k and materials and contracts \$74k.

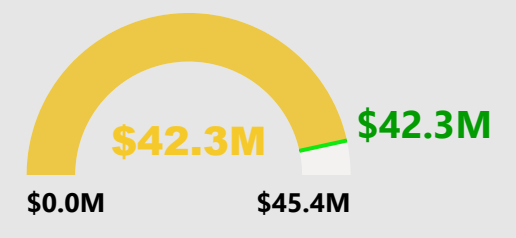




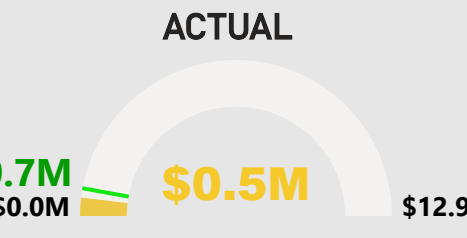
INCOME BY SERVICE LINE: Annual and YTD Budget vs YTD Actuals



INCOME BUDGET VS ACTUAL



EXPENDITURE BUDGET VS ACTUAL



KEY VARIANCE COMMENTARY
(\$20,000 and 10%)

Community Development
\$26k favourable expenditure due to timing variance for programs and events.

Finance Services
\$33k favourable expenditure due to:
- \$18k employee costs due to timing variances.
- \$13k timing variances for other expenses.

Human Resources
\$41k favourable expenditure mostly due to timing variances of employee costs.

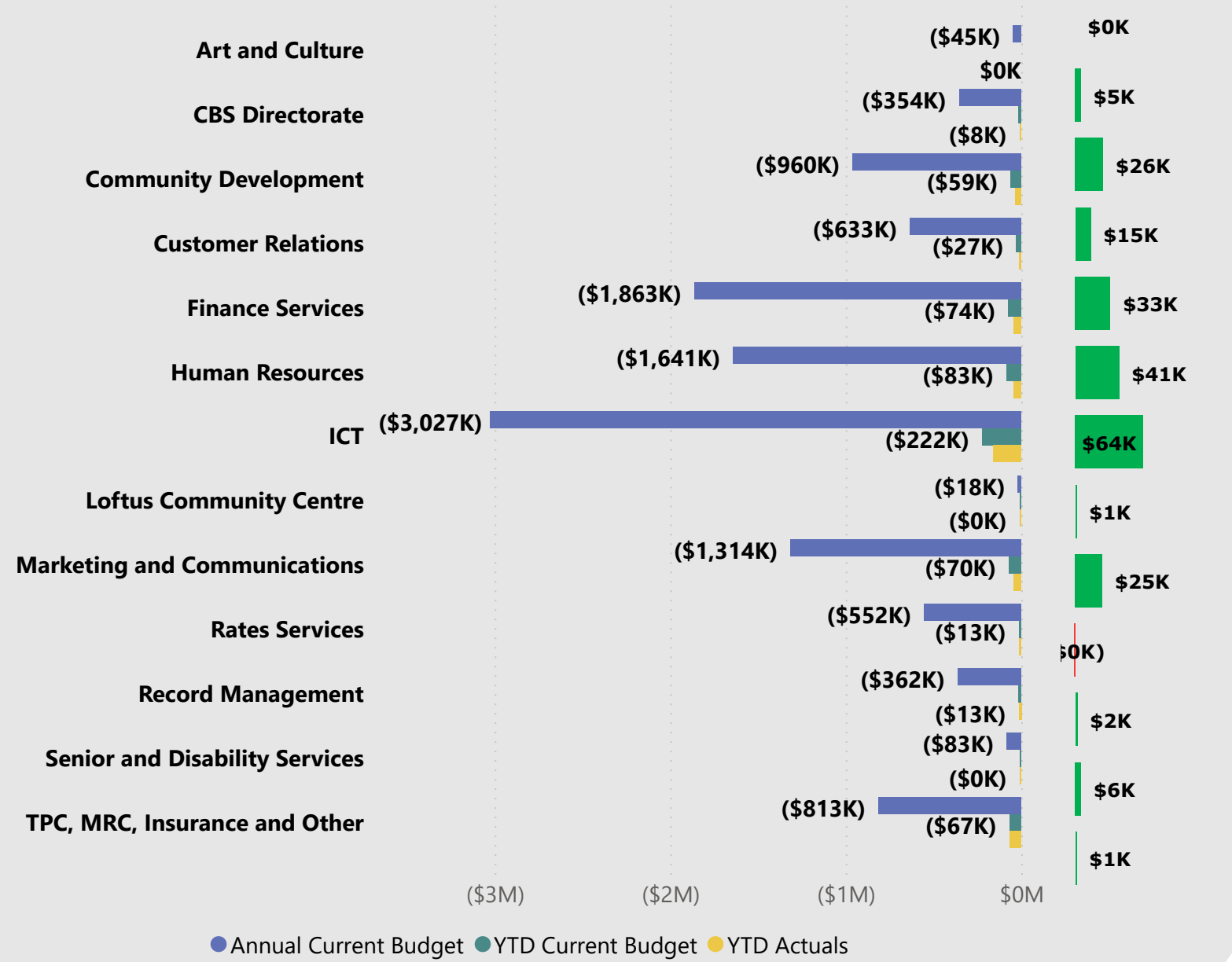
Information Communication and Technology
\$64k favourable expenditure due to timing variances for consultant fees (\$29k), furniture and equipment purchases (\$22k) and employee costs (\$4k).

Marketing and Communication
\$25k favourable expenditure due to timing variances for materials and contracts.

TPC, MRC, Insurance and other
\$75k unfavourable income mostly due to timing variance of the financial assistance grants.

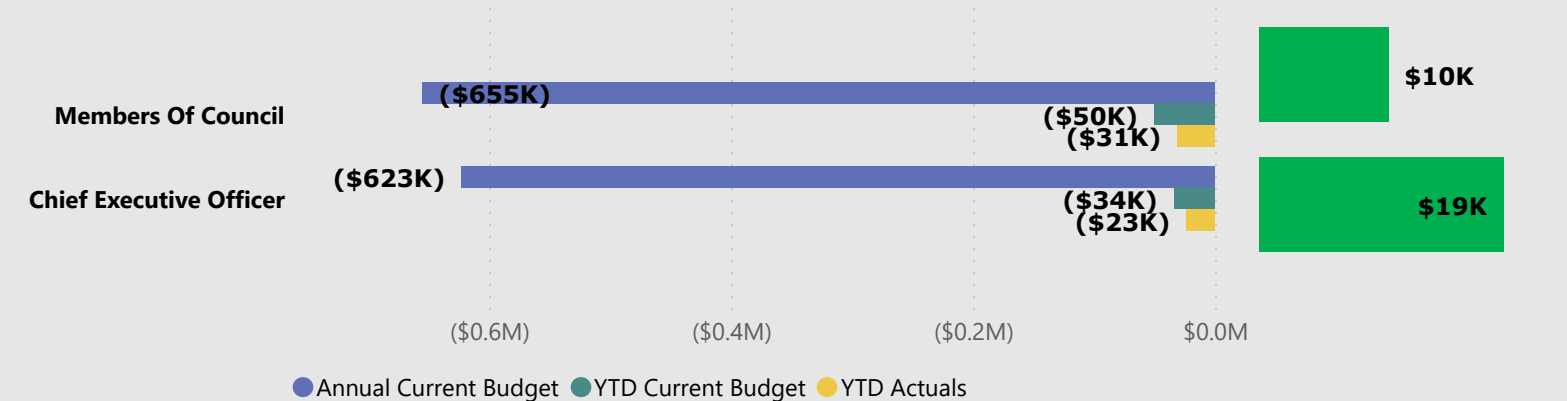
COMMUNITY AND BUSINESS SERVICES DIRECTORATE

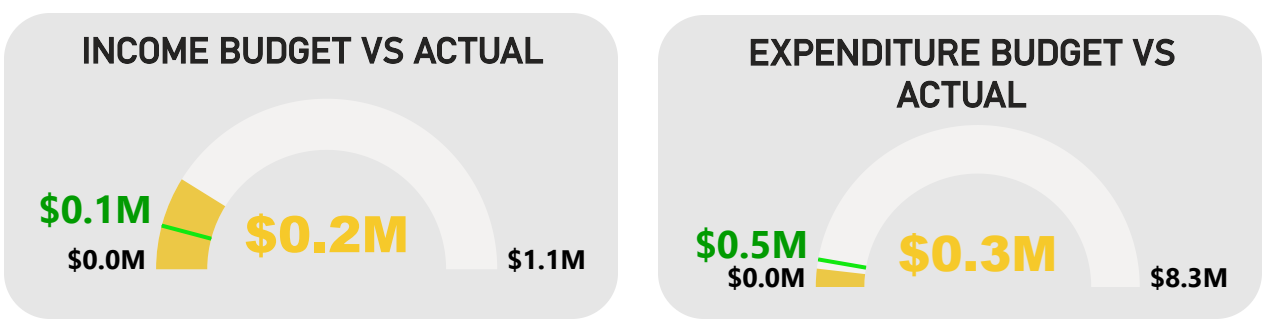
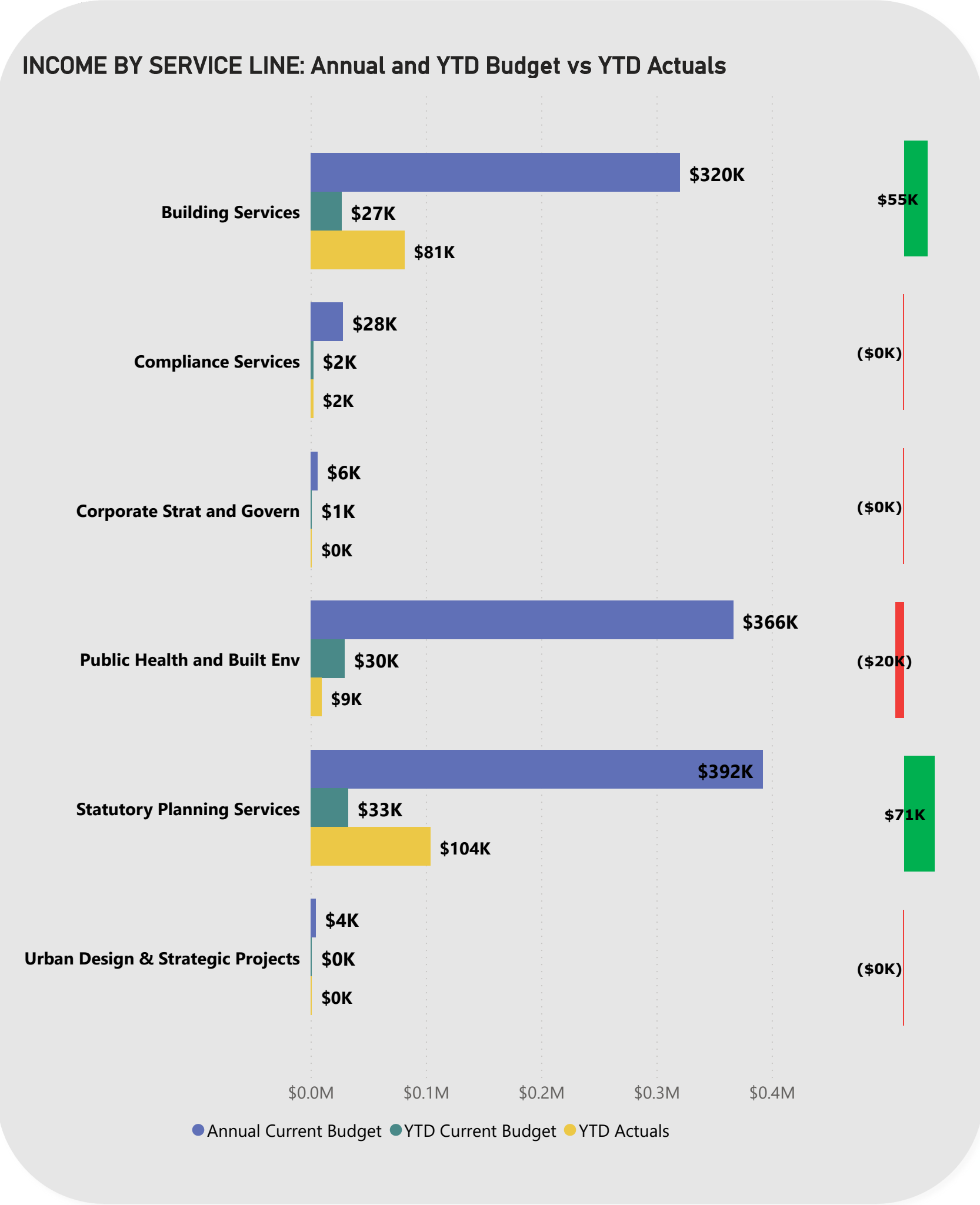
EXPENDITURE BY SERVICE LINE: Annual and YTD Budget vs YTD Actuals



OFFICE OF THE CEO

EXPENDITURE BY SERVICE LINE: Annual and YTD Budget vs YTD Actuals





KEY VARIANCE COMMENTARY (\$20,000 and 10%)

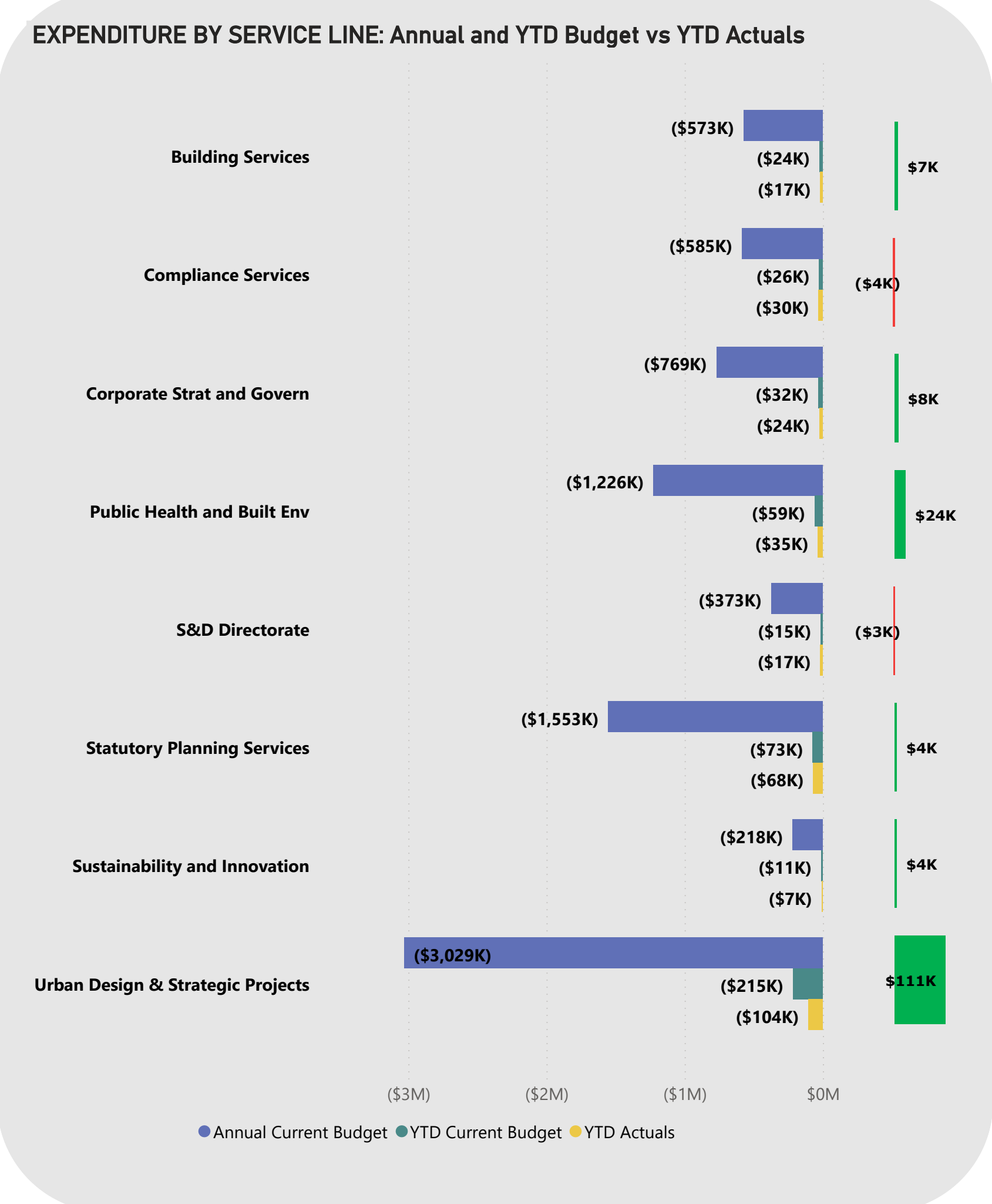
Building Services
\$55k favourable income mostly due to timing difference in pool inspection fees.

Public Health and Built Environment
\$20k unfavourable income mostly due to:
- \$15k timing variances in fees and charges.
- \$4k timing difference of state grants and subsidies.

\$24k favourable variance in expenditure mostly due to timing difference for programmes and events \$9k, employee costs \$8k and professional services \$2k.

Statutory Planning Services
\$71k favourable income mostly due to timing difference in income received from development application fees \$53k and development application panel fees \$19k.

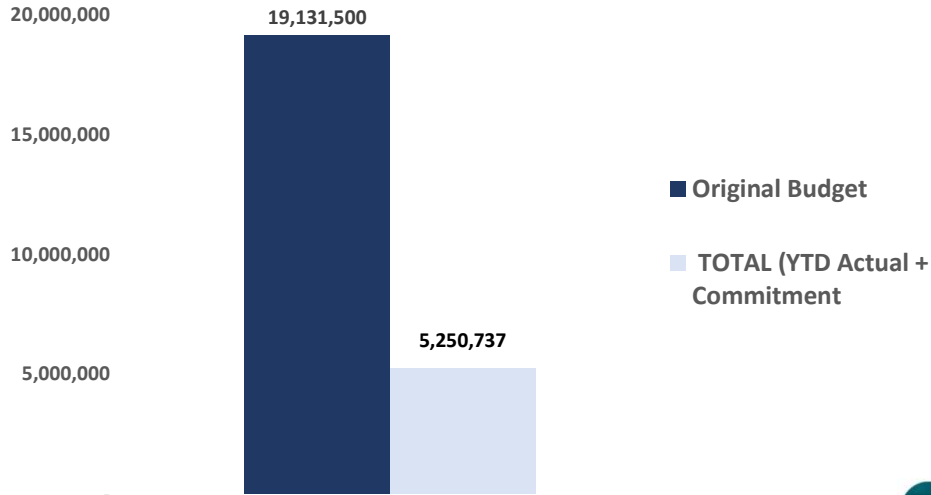
Urban Design & Strategic Projects
\$111k favourable expenditure mostly due to:
- \$86k timing difference for various programmes and events.
- \$23k operating Initiatives due to timing variances.



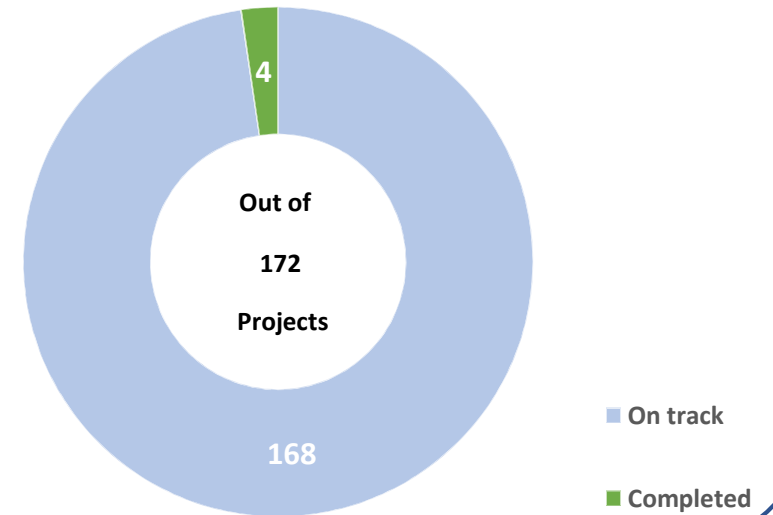


Note 4 - City Of Vincent - Capex Report As At 31 July 2023

Budget vs Total funds spent & committed

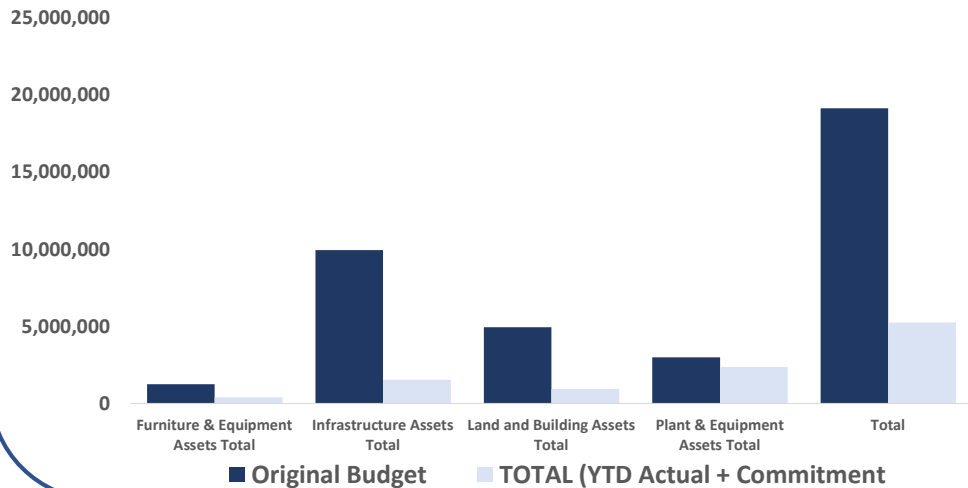


Summary of Project Status

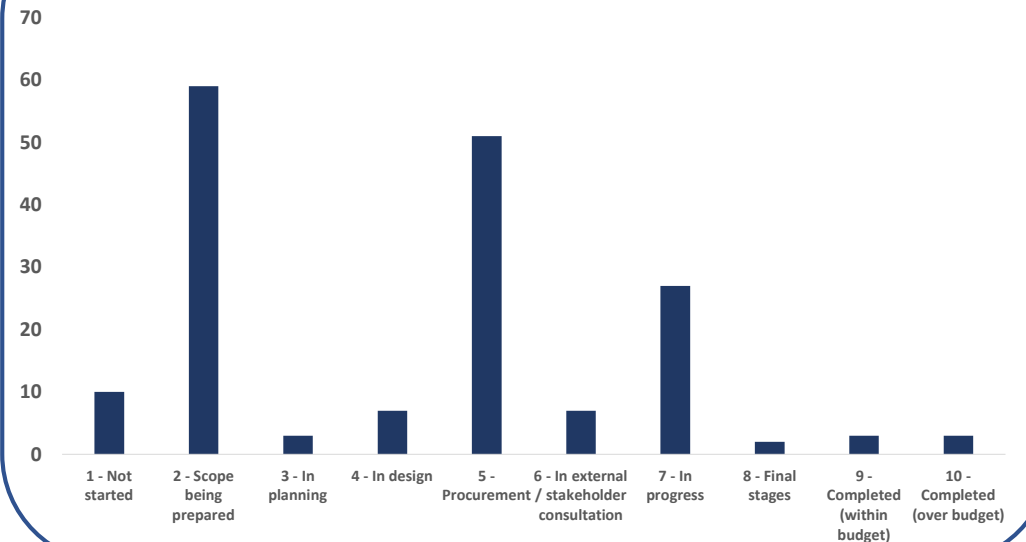


Project Count
172

Summary of Projects Budget vs Total funds spent & committed By Asset Class



Summary of Project Stages



CITY OF VINCENT
NOTE 4 - CAPITAL WORKS SCHEDULE 2023/24
AS AT 31 JULY 2023

WO Name	Original Budget 2024FY	YTD Budget	YTD Actual	YTD Variance	Commitment	TOTAL (YTD Actual + Commitment)	Status	Stage	Commentary
<u>Land and Building Assets</u>									
Air Conditioning & HVAC Renewal									
Air Con & HVAC Renew - Library & Local History Centre	12,301	-	-	-	-	-	On track	2 - Scope being prepared	Researching replacement/scope
Air Con & HVAC Renew - Miscellaneous	50,000	-	-	-	8,650	8,650	On track	2 - Scope being prepared	Developing replacement program
Air Conditioning & HVAC Renewal - Admin	50,000	-	-	-	200	200	On track	2 - Scope being prepared	Scope for timers installed upstairs; consultant for scope
Public Toilet Renewal Program									
Public Toilet Renewal - General Provision	25,000	-	-	-	-	-	On track	2 - Scope being prepared	Painting program being prepared
Beatty Park Leisure Centre – Repair and maintain Heritage Grandstand									
Beatty Park Leisure Centre – Heritage Grandstand Renewal	200,000	-	0	(0)	-	0	On track	1 - Not started	
Beatty Park Leisure Centre – Repair and maintain Heritage Grandstand	22,629	-	-	-	-	-	Completed	9 - Completed (within budget)	Retention to be paid this FY
BPLC - Construction of Indoor Changerooms									
BPLC – Construc & Fit Out Indoor Pool Changerooms	650,000	-	2,330	(2,330)	34,936	37,266	On track	5 - Procurement	RFT closed and evaluated - Council report August OCM
North Perth Bowling Club Toilet & changeroom refurbishment									
North Perth Bowling Club	165,000	-	400	(400)	121,825	122,225	On track	5 - Procurement	Start works on 31 July
Litis Stadium changeroom redevelopment									
Infrastructure Works - Litis Stadium	1,560,799	-	-	-	11,121	11,121	On track	7 - In progress	RFT closes 27th July
Beatty Park Leisure Centre - Facilities Infrastructure Renewal									
BPLC - Pool Tiling Works	800,000	-	-	-	547,606	547,606	On track	2 - Scope being prepared	Council approval 25th July
Plant room remedial works	100,000	-	-	-	11,853	11,853	On track	7 - In progress	Deveoping works program
BPLC - Facilities Infrastructure Renewal	350,000	-	4,324	(4,324)	50,265	54,589	On track	7 - In progress	Project on a page updated and works being programed
Miscellaneous Asset Renewal (City Buildings)									
Misc Asset Renewal - City buildings	50,000	-	-	-	-	-	On track	2 - Scope being prepared	Reactive renewal and small renewals planned
Solar Photovoltaic System Installation									
Solar Installation (Belgravia/Gymnastics WA)	109,400	-	-	-	-	-	On track	2 - Scope being prepared	In progress
Solar Installation - DLGSC Building	98,688	-	-	-	35,880	35,880	On track	7 - In progress	Works in progress
Water and Energy Efficiency Initiatives									
Water and Energy Efficiency Initiatives	75,000	-	-	-	-	-	On track	2 - Scope being prepared	Works program being prepared
Land and Building Asset Renewal Projects									
Admin Building - Additional Meeting Spaces	73,000	-	-	-	18,005	18,005	On track	7 - In progress	Works in progress
Administration Centre Renewals	100,000	-	-	-	-	-	On track	2 - Scope being prepared	Design being prepared
Leederville Oval Stad Fac Renewal (Leased)	316,629	-	-	-	29,444	29,444	On track	5 - Procurement	RFT closed
Replace electrical distribution boards - multiple buildings - post asbestos removal	30,000	-	-	-	-	-	On track	2 - Scope being prepared	Reviewing program
Modifications to Litis Stadium Underpass	30,000	-	-	-	56,535	56,535	On track	6 - In external / stakeholder consultation	In progress for External comms
Non Fixed Asset Renewals - Works Depot	20,000	-	-	-	5,000	5,000	On track	2 - Scope being prepared	In progress
Lease Property Non Scheduled Renewal	50,000	10,000	-	10,000	-	-	On track	2 - Scope being prepared	Lease building renewals - program being developed
<u>Land and Building Assets Total</u>	4,938,446	10,000	7,054	2,946	931,320	938,374			

CITY OF VINCENT
NOTE 4 - CAPITAL WORKS SCHEDULE 2023/24
AS AT 31 JULY 2023

WO Name	Original Budget 2024FY	YTD Budget	YTD Actual	YTD Variance	Commitment	TOTAL (YTD Actual + Commitment)	Status	Stage	Commentary
<i>Furniture & Equipment Assets</i>									
ICT Renewal Program									
ICT Infrastructure Renewal	45,000	-	31,814	(31,814)	35,610	67,424	On track	7 - In progress	Timing difference
Enterprise Applications Upgrades									
Enterprise Applications Upgrade	100,000	-	-	-	26,414	26,414	On track	7 - In progress	
Beatty Park Leisure Centre - Furniture & Equipment									
BPLC Non-Infrastructure Fixed Asset Renewal	159,573	-	1,153	(1,153)	2,395	3,548	On track	7 - In progress	
BPLC - Non Fixed Assets Renewal	60,050	-	500	(500)	10,598	11,098	On track	2 - Scope being prepared	
Public Arts Projects									
COVID-19 Artwork relief project	172,000	-	-	-	172,000	172,000	On track	7 - In progress	
Accessible City Strategy Implementation Program									
Accessible City Strategy Implementation - Capex for future years subject to Cash-in Lieu Reserve Funds received	500,000	42,000	-	42,000	90,345	90,345	On track	7 - In progress	Link and Place Guidelines progressing
Parking Machines Asset Replacement Program									
Parking Infrastructure Renewal Program	212,575	-	-	-	26,012	26,012	On track	7 - In progress	In process -Project scoping ongoing
<i>Furniture & Equipment Assets Total</i>	1,249,198	42,000	33,467	8,533	363,374	396,841			

**CITY OF VINCENT
 NOTE 4 - CAPITAL WORKS SCHEDULE 2023/24
 AS AT 31 JULY 2023**

WO Name	Original Budget 2024FY	YTD Budget	YTD Actual	YTD Variance	Commitment	TOTAL (YTD Actual + Commitment)	Status	Stage	Commentary
<u>Plant & Equipment Assets</u>									
Fleet Management Program									
P1276 - Toyota Corolla Hybrid Hatch	40,000	-	-	-	-	-	On track	5 - Procurement	
P1272 - Nissan Leaf BEV Hatch	50,000	-	-	-	-	-	On track	5 - Procurement	
P2210 - Nissan Navara Dual Cab	40,000	-	-	-	35,880	35,880	On track	5 - Procurement	
P2207 - Nissan Navara Dual Cab	40,000	-	-	-	35,880	35,880	On track	5 - Procurement	
P2203 - Nissan Navara King Cab Ttop	45,000	-	-	-	42,033	42,033	On track	5 - Procurement	
P1264 - Toyota Camry	28,000	-	-	-	33,936	33,936	On track	5 - Procurement	
P1267 - Toyota Camry Hybrid SL	45,000	-	-	-	-	-	On track	5 - Procurement	
P1275 - Toyota Corolla Hybrid Hatch	25,000	-	-	-	25,000	25,000	On track	5 - Procurement	
P1274 - Nissan Leaf BEV Hatch	25,000	-	-	-	-	-	On track	5 - Procurement	
P1269 - Toyota Corolla Hybrid Hatch	25,000	-	-	-	25,000	25,000	On track	5 - Procurement	
P1277 - Toyota Corolla Hybrid Hatch	25,000	-	-	-	25,000	25,000	On track	5 - Procurement	
P1278 - Toyota Corolla Hybrid Sedan	25,000	-	-	-	25,000	25,000	On track	5 - Procurement	
P1263 - Toyota Corolla Hybrid	40,000	-	-	-	25,000	25,000	On track	5 - Procurement	
P2182 - Toyota Hilux Workmate Ttop	25,000	-	-	-	-	-	On track	5 - Procurement	
P2208 - Nissan Navara	40,000	-	-	-	64,558	64,558	On track	5 - Procurement	
P2206 - Nissan Navara King Cab Ttop	40,000	-	-	-	42,033	42,033	On track	5 - Procurement	
P2205 - Nissan Navara King Cab Ttop	40,000	-	-	-	42,033	42,033	On track	5 - Procurement	
P2204 - Nissan Navara King Cab Ttop	40,000	-	-	-	42,033	42,033	On track	5 - Procurement	
P2202 - Nissan Navara King Cab Ttop	40,000	-	-	-	42,033	42,033	On track	5 - Procurement	
P2201 - Nissan Navara King Cab Ttop	40,000	-	-	-	42,033	42,033	On track	5 - Procurement	
P1280 - Toyota Corolla Hybrid Sedan	25,000	-	-	-	25,000	25,000	On track	5 - Procurement	
P1279 - Toyota Camry Hybrid SL	28,000	-	-	-	-	-	On track	5 - Procurement	
P2200 - VOLKSWAGEN Caddy Maxi TDI250	45,000	-	-	-	-	-	On track	5 - Procurement	
P1273 - Nissan Leaf BEV Hatch	50,000	-	-	-	-	-	On track	5 - Procurement	
P2209 - VW Caddy Maxi TDI250	40,000	-	-	-	-	-	On track	5 - Procurement	
P2171 - Toyota Corolla Hybrid Hatch	25,000	-	-	-	-	-	On track	5 - Procurement	
P2170 - Toyota Corolla Hybrid Hatch	25,000	-	-	-	-	-	On track	5 - Procurement	
P2168 - Toyota Corolla Hybrid Hatch	25,000	-	-	-	25,000	25,000	On track	5 - Procurement	
P1258 - Toyota Corolla Hybrid Hatch	23,500	-	-	-	34,430	34,430	On track	5 - Procurement	
P2199 - Nissan Navara King Cab Ttop	40,000	-	-	-	35,880	35,880	On track	5 - Procurement	
P2190 - Mitsubishi Triton Ttop	40,000	-	-	-	42,033	42,033	On track	5 - Procurement	
P2196 - Nissan Navara King Cab Ttop	40,000	-	-	-	42,033	42,033	On track	5 - Procurement	
P2195 - Nissan Navara King Cab Ttop	40,000	-	-	-	42,033	42,033	On track	5 - Procurement	
P2194 - Nissan Navara King Cab Ttop	40,000	-	-	-	42,033	42,033	On track	5 - Procurement	
P2198 - Nissan Navara King Cab Ttop	40,000	-	-	-	64,558	64,558	On track	5 - Procurement	
Major Plant Replacement Program									
Heavy Fleet Replacement Program	1,396,340	-	-	-	1,122,242	1,122,242	On track	5 - Procurement	
5 Tonne Rubbish Compactor Small Rear Loader	337,000	-	-	-	336,040	336,040	On track	7 - In progress	
Artlets									
Artlets - Public Art - Sculpture	20,000	-	12,000	(12,000)	2,400	14,400	On track	7 - In progress	
<u>Plant & Equipment Assets Total</u>	2,997,840	-	12,000	(12,000)	2,361,135	2,373,135			

CITY OF VINCENT
NOTE 4 - CAPITAL WORKS SCHEDULE 2023/24
AS AT 31 JULY 2023

WO Name	Original Budget 2024FY	YTD Budget	YTD Actual	YTD Variance	Commitment	TOTAL (YTD Actual + Commitment	Status	Stage	Commentary
Infrastructure Assets									
Robertson Park Development Plan - Stage 1									
Preliminaries	70,000	-	-	-	-	-	On track	2 - Scope being prepared	
Tennis Centre - Multisport Courts resurfacing, fencing, floodlighting, entry zone, signage, and supporting landscape and drainage works	868,000	-	-	-	-	-	On track	2 - Scope being prepared	
Parks Fencing Renewal Program									
Multicultural Gardens - renew perimeter fencing	20,000	-	-	-	17,530	17,530	On track	7 - In progress	Works to occur September/October school holidays
Royal Park - renew volleyball court fencing	30,000	-	-	-	-	-	On track	6 - In external / stakeholder consultation	Design consultation in progress
Parks Irrigation Upgrade &Renewal Program									
Sutherland St - renew irrigation, groundwater bore and electrical cabinet	75,000	-	-	-	-	-	On track	1 - Not started	To commence
Axford Park - renew in-ground irrigation system and electrical cabinet	80,000	-	-	-	-	-	On track	1 - Not started	To commence
Keith Frame Res - renew ground irrigation system and electrical cubicle and bore renewal	145,000	-	-	-	-	-	On track	1 - Not started	To commence
Charles Veryard - renew in-ground irrigation system and electrical cabinet	250,000	-	-	-	3,950	3,950	On track	2 - Scope being prepared	Procurement plan to be authorised then advertised on WALGA eQuotes early August
Forrest Park - renew groundwater bore	45,000	-	-	-	-	-	On track	1 - Not started	To commence
Britannia Reserve - renew groundwater bore (south) No 40	45,000	-	-	-	-	-	On track	1 - Not started	To commence
Road Maintenance Programs – MRRG									
Annual MRRG Program - bgt to be split	119,963	-	-	-	18,774	18,774	On track	2 - Scope being prepared	
MRRG - ANZAC Road (Sasse Av RAB)	63,136	-	-	-	-	-	On track	2 - Scope being prepared	
MRRG - Brady St (A) - Powis St to Tasman	200,049	-	-	-	1,250	1,250	On track	2 - Scope being prepared	
MRRG - Loftus St NB (A) - Leederville Pde to Vincent St	247,921	-	-	-	-	-	On track	2 - Scope being prepared	
MRRG - Loftus St SB (B) - Leederville Pde to Vincent St	310,500	-	-	-	-	-	On track	2 - Scope being prepared	
MRRG - Lord St - Harold St to Walcott St	168,431	-	-	-	-	-	On track	2 - Scope being prepared	
Fitzgerald St (2) - Newcastle to Carr	-	-	3,405	(3,405)	5,979	9,384	Completed	9 - Completed (within budget)	23FY carried forward project
Beaufort St (2) - Bulwer to Lincoln	-	-	9,555	(9,555)	8,472	18,026	Completed	10 - Completed (over budget)	23FY carried forward project
Road Maintenance Programs – Local Road Program									
Annual Local Roads Program - bgt to be split	1,633,933	-	-	-	-	-	On track	4 - In design	
LRP - Albert Street – Barnet Street to Charles Street	-	-	-	-	-	-	On track	2 - Scope being prepared	
LRP - Amy Street - Lake Street to End	-	-	-	-	-	-	On track	2 - Scope being prepared	
LRP - Barnert Street - Bourke Street to Barnet Place	-	-	-	-	-	-	On track	2 - Scope being prepared	
LRP - Barnet Place - Barnet Street to Cul-De-Sac	-	-	-	-	-	-	On track	2 - Scope being prepared	
LRP - Blake Street - Norham Street to Walcott Street	-	-	-	-	-	-	On track	2 - Scope being prepared	
LRP - Bondi Street - Cul-De-Sac to Matlock Street	-	-	-	-	-	-	On track	2 - Scope being prepared	
LRP - Chamberlain Street - Loftus Street to Pennant Street	-	-	-	-	-	-	On track	2 - Scope being prepared	
LRP - Dunedin Street - Woodstock Street to Scarborough Beach Road	-	-	-	-	-	-	On track	2 - Scope being prepared	
LRP - Haley Avenue - Bruce Street to Richmond Street	-	-	-	-	-	-	On track	2 - Scope being prepared	
LRP - Hardy Street - Howlett Street to Scarborough Beach Road	-	-	-	-	-	-	On track	2 - Scope being prepared	
LRP - Howlett Street - Pennant Street to Charles Street	-	-	-	-	-	-	On track	2 - Scope being prepared	
LRP - Kadina Street - Barnet Place to Charles Street	-	-	-	-	-	-	On track	2 - Scope being prepared	
LRP - Macedonia Place - Albert Street to Cul-De-Sac	-	-	-	-	-	-	On track	2 - Scope being prepared	
LRP - Melrose Street - Oxford Street to End	-	-	-	-	-	-	On track	2 - Scope being prepared	
LRP - Pennant Street - Kadina Street to Scarborough Beach Road	-	-	-	-	-	-	On track	2 - Scope being prepared	
LRP - Richmond Street - Oxford Street to Leicester Street	-	-	-	-	-	-	On track	2 - Scope being prepared	

CITY OF VINCENT
NOTE 4 - CAPITAL WORKS SCHEDULE 2023/24
AS AT 31 JULY 2023

WO Name	Original Budget 2024FY	YTD Budget	YTD Actual	YTD Variance	Commitment	TOTAL (YTD Actual + Commitment)	Status	Stage	Commentary
LRP - Stuart Street - Fitzgerald Street to Lake Street	-	-	-	-	-	-	On track	2 - Scope being prepared	
LRP - Tay Place - Albert Street to Kadina Street	-	-	-	-	-	-	On track	2 - Scope being prepared	
LRP - The Boulevard - Britannia Road to Anzac Road	-	-	-	-	-	-	On track	2 - Scope being prepared	
LRP - View Street to Alma Road	-	-	-	-	-	-	On track	2 - Scope being prepared	
LRP - Stamford Street – Melrose Street to Freeway off Ramp	-	-	-	-	-	-	On track	2 - Scope being prepared	
Guildford Rd - Walcott to East Parade	-	-	11,506	(11,506)	19,132	30,637	On track	9 - Completed (within budget)	23FY carried forward project
Parks Greening Plan Program									
Greening program - Robertson Park	50,000	-	-	-	-	-	On track	7 - In progress	
Greening plan	261,550	-	-	-	12,821	12,821	On track	4 - In design	Plan being developed for 2023/24
Traffic Management Improvements									
Britannia Road Improvements	40,000	-	-	-	-	-	On track	4 - In design	
Minor Traffic Management Improvements	124,339	-	-	-	8,893	8,893	On track	7 - In progress	
Harold and Lord St Intersection	22,850	-	-	-	-	-	On track	7 - In progress	
Alma/Claverton Local Area Traffic Management	-	-	853	(853)	50,532	51,385	Completed	10 - Completed (over budget)	23FY carried forward project
Parks Playground / Exercise Equipment Upgrade & Renewal Program									
Weld Square - replace basketball backboards	10,000	-	-	-	-	-	On track	1 - Not started	
Kyilla Park - soft fall replacement	60,000	-	-	-	59,200	59,200	On track	5 - Procurement	Quotes being sought
Braithwaite Park - playground and soft fall replac (south)	150,000	-	-	-	-	-	On track	2 - Scope being prepared	Consultation being developed
Ellesmere/Matlock St Res - repl playground soft fall	10,000	-	-	-	-	-	On track	5 - Procurement	Quotes being sought
Menzies Park - replace playground soft fall	50,000	-	-	-	-	-	On track	5 - Procurement	Quotes being sought
Ellesmere Street Reserve - replace playground soft fall	80,000	-	-	-	68,540	68,540	On track	5 - Procurement	Quotes being sought
Ellesmere Street Reserve - replace playground shade sails	18,000	-	-	-	-	-	On track	5 - Procurement	Quotes being sought
Cricket Wicket Renewal Program	25,000	-	-	-	19,560	19,560	On track	5 - Procurement	Quotes being sought
Parks Infrastructure Upgrade & Renewal Program									
Smith's Lake - resurfacing of boardwalk	25,000	-	-	-	-	-	On track	3 - In planning	Meeting with contractors to be arranged
Street / POS furniture renewal - Town Centres	5,000	-	-	-	-	-	On track	1 - Not started	
Hyde Street Reserve - replace Gazebo	10,000	-	-	-	-	-	On track	3 - In planning	Meeting with contractors to be arranged
Parks Infrastructure Upgrade & Renewal - BBQ provision	45,000	-	-	-	-	-	On track	7 - In progress	Procurement in progress
Hyde Park - Renewal of path lighting poles	-	-	75,910	(75,910)	-	75,910	On track	7 - In progress	23FY carried forward project
Accessible City Strategy Implementation Program									
Wayfinding Implementation Plan - Stage 1	198,000	-	-	-	71,200	71,200	On track	5 - Procurement	
Gully Soak-well and Minor Drainage Improvement Program									
Mt Hawthorn West Drain Improv – Stage 1	40,000	-	-	-	40,000	40,000	On track	5 - Procurement	
Gully Soak Well Program	134,710	-	1,415	(1,415)	-	1,415	On track	5 - Procurement	
Minor Drainage Improvement Program	639,838	-	2,665	(2,665)	277,016	279,681	On track	5 - Procurement	Drainage study to be conducted - approximately 6 months
Road Maintenance Programs – State Black Spot									
State Black Spot Programs scheduled annually	80,000	-	-	-	-	-	On track	2 - Scope being prepared	
Blackspot - Fitzgerald/Lawley, West Perth	74,940	-	5,016	(5,016)	5,509	10,526	On track	6 - In external / stakeholder consultation	Conditional delivery in December 2023
Blackspot - Fitzgerald/Forrest, North Perth	36,690	-	-	-	1,734	1,734	On track	6 - In external / stakeholder consultation	Conditional delivery in December 2023
Blackspot - Broome/Wright, Highgate	248,400	-	-	-	-	-	On track	6 - In external / stakeholder consultation	Extension received from Main Roads due to Western Power services issue
Blackspot - Intersection of Beaufort and Harold Street	150,000	-	-	-	-	-	On track	6 - In external / stakeholder consultation	Conditional delivery in December 2023
Blackspot - Brady Street & Tasman Street	-	-	-	-	-	-	On track	2 - Scope being prepared	

**CITY OF VINCENT
 NOTE 4 - CAPITAL WORKS SCHEDULE 2023/24
 AS AT 31 JULY 2023**

WO Name	Original Budget 2024FY	YTD Budget	YTD Actual	YTD Variance	Commitment	TOTAL (YTD Actual + Commitment	Status	Stage	Commentary
William/Forrest - instal traffic island on eastern leg of Forrest St and provide additional STOP sign	-	-	854	(854)	-	854	On track	8 - Final stages	23FY carried forward project
Road Maintenance Programs – Roads to Recovery									
Annual Roads to Recovery Program - bgt to be split	233,740	-	-	-	-	-	On track	2 - Scope being prepared	
R2R - Brentham Street - Egina and Raglan	-	-	-	-	-	-	On track	2 - Scope being prepared	
R2R - Egina Street - Scarborough Beach Road to Berryman Street	-	-	-	-	-	-	On track	2 - Scope being prepared	
Car Parking Upgrade/RenewalProgram									
Accessibility audits and proposed project implementation	50,000	-	-	-	-	-	On track	2 - Scope being prepared	
Macedonia Place Car Park	50,000	-	-	-	34,990	34,990	On track	2 - Scope being prepared	
ASeTTS Car Park - 286 Beaufort Street	20,000	-	-	-	-	-	On track	2 - Scope being prepared	
Access and Inclusion (DAIP) – ACROD Parking Improve Program	60,000	-	-	-	-	-	On track	7 - In progress	Audit has been completed. Preparing for analysis of the audit and costings to implement
Minor Capital Improv of City Car Parks (General Provision)	37,000	-	4,648	(4,648)	8,251	12,900	On track	2 - Scope being prepared	
Public Open Space Strategy Implementation Plan									
Birdwood Square - Public Toilets	294,000	-	-	-	-	-	On track	2 - Scope being prepared	
Public Open Space Strategy Implementatio	30,000	-	1,750	(1,750)	-	1,750	On track	2 - Scope being prepared	Project locations being determined
Parks Lighting Renewal Program									
Lighting Renewal Program - General Provision	50,000	-	-	-	6,491	6,491	On track	2 - Scope being prepared	
Community Safety Initiatives									
Laneway Lighting Program	120,000	-	-	-	7,950	7,950	On track	5 - Procurement	Laneways have been identified and quotes being sought
Banks Reserve Master Plan Implementation									
Walter's Brook Crossing	200,000	-	-	-	9,756	9,756	On track	2 - Scope being prepared	
Footpath Upgrade and Renewal Program									
Footpath Upgrade and Renewal Program	269,682	-	7	(7)	1,940	1,947	On track	7 - In progress	
Haynes Street Reserve Development Plan Implementation									
Haynes St Reserve Development Plan 1 & 2	147,841	47,841	1,270	46,571	18,105	19,375	On track	7 - In progress	
Rights of Way Rehabilitation Program									
Rights of Way Rehab Program	173,000	-	27,589	(27,589)	65,706	93,296	On track	7 - In progress	Ongoing works
Parks Eco-Zoning Program									
Jack Marks Reserve - Eco-zoning	10,000	-	-	-	-	-	On track	4 - In design	Designs to be developed for consultation. Implimentation April-June
Blackford Street Reserve - Eco-zoning	10,000	-	-	-	-	-	On track	4 - In design	Designs to be developed for consultation. Implimentation April-June
Monmouth Street	8,136	-	-	-	-	-	On track	6 - In external / stakeholder consultation	On hold pending review of POS options in area
Charles Veryard Reserve - Eco-zoning	-	-	741	(741)	4,753	5,494	On track	10 - Completed (over budget)	23FY carried forward project
Parks Pathways Renewal Program									
Redfern/Norham St Res - re-asphalt existing bitumen pathways	5,000	-	-	-	-	-	On track	1 - Not started	To commence
Tony Di Scerni Pathway - re-asphalt existing bitumen pathways	100,000	-	-	-	-	-	On track	4 - In design	Works commencing September 18 to mid-October

CITY OF VINCENT
NOTE 4 - CAPITAL WORKS SCHEDULE 2023/24
AS AT 31 JULY 2023

WO Name	Original Budget 2024FY	YTD Budget	YTD Actual	YTD Variance	Commitment	TOTAL (YTD Actual + Commitment)	Status	Stage	Commentary
Car Parking Upgrade/Renewal Program									
HBF Stadium Car Park	49,250	-	-	-	-	-	On track	1 - Not started	Overlay will be done after FIFA Women's World Cup.
Bus Shelter Replacement and Renewal Program									
Bus Shelters - Replace & Upgrade	86,651	-	-	-	-	-	On track	4 - In design	To refer to Bus Shelter Program. Various Works
Parks Playground / Exercise Equipment Upgrade & Renewal Program									
Ivy Park - upgrade/repl playground equipment	89,934	-	187	(187)	90,000	90,187	On track	7 - In progress	Installation 26/7/23 - 4/8/23
Lynton St Res - Renew/rep playground equipment	79,932	-	-	-	80,000	80,000	On track	7 - In progress	Installation works commenced. Expected completion August 2023.
Charles Veryard Res - Replacl playground	59,904	-	-	-	60,000	60,000	On track	7 - In progress	Installation 7/8/23 - 18/8/23
Street Lighting Renewal Program									
Beaufort St - Art Deco Median Lighting Renewal	127,000	-	-	-	-	-	On track	8 - Final stages	
Street Lighting Upgrade Program	91,843	-	-	-	1,208	1,208	On track	7 - In progress	Program to be reviewed.
Skate Space at Britannia Reserve									
Mt Hawt Skate Park - Youth Skate Facility (Election Commitment)	311,353	-	-	-	315,776	315,776	On track	5 - Procurement	
North Perth Town Centre Place Plan									
Tree Up Lighting	60,000	-	-	-	-	-	On track	3 - In planning	
Bicycle Network									
Bicycle Network - Travel Smart Actions	10,500	-	-	-	-	-	On track	2 - Scope being prepared	
Bicycle Network	150,000	-	-	-	-	-	On track	2 - Scope being prepared	Scope and modelling to be conducted
Infrastructure Assets Total	9,946,016	47,841	147,371	(99,530)	1,395,017	1,542,388			
Grand Total	19,131,500	99,841	199,892	(100,051)	5,050,845	5,250,737			

Summary	Original Budget	YTD Budget	YTD Actual	Remaining Budget
	\$	\$	\$	%
Land and Buildings	4,938,446	10,000	7,054	0.14%
Furniture and Equipment	1,249,198	42,000	33,467	2.68%
Plant and Equipment	2,997,840	-	12,000	0.40%
Infrastructure Assets	9,946,016	47,841	147,371	1.48%
Total	19,131,500	99,841	199,892	1.04%

Funding	Original Budget	YTD Budget	YTD Actual	Remaining Budget
	\$	\$	\$	%
Own Source Funding - Municipal	8,562,929	42,923	171,750	98.0%
Cash Backed Reserves	5,934,019	56,918	28,142	99.5%
Capital Grants, Contributions and Loans	3,703,747	-	-	100.0%
Other (Disposals/Trade In)	930,805	-	-	100.0%
Total	19,131,500	99,841	199,892	98.96%



**CITY OF VINCENT
NOTE 5 - CASH BACKED RESERVES
AS AT 31 JULY 2023**

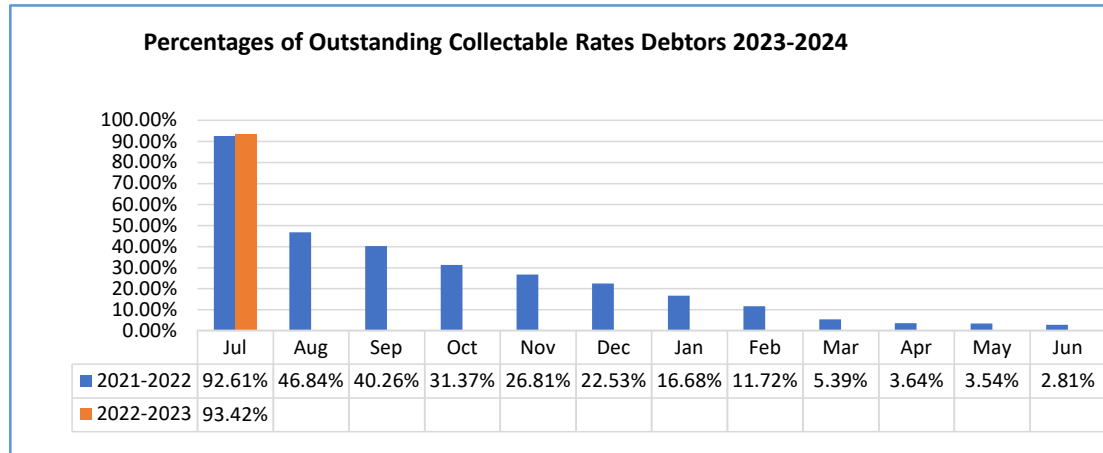
Reserve Particulars	Budget Opening Balance 01/07/2023 \$	Actual Opening Balance 01/07/2023 \$	Budget Transfers to Reserve 31/07/2023 \$	YTD Actual Transfers to Reserve 31/07/2023 \$	Budget Interest Earned 31/07/2023 \$	YTD Actual Interest Earned 31/07/2023 \$	Budget Transfers from Reserve 31/07/2023 \$	YTD Actual Transfers from Reserve 31/07/2023 \$	Budget Closing Balance 31/07/2023 \$	Actual Closing Balance 31/07/2023 \$
Asset Sustainability Reserve	7,368,624	7,263,661	279,528	929,824	10,423	20,876	0	(9,719)	7,658,575	8,204,642
Beatty Park Leisure Centre Reserve	308,340	251,425	0	0	372	745	(7,083)	(1,153)	301,629	251,017
Cash in Lieu Parking Reserve	1,200,761	1,278,592	1,315	0	730	1,462	0	0	1,202,806	1,280,054
Hyde Park Lake Reserve	165,950	165,950	0	0	277	555	0	0	166,227	166,505
Land and Building Acquisition Reserve	307,816	307,816	0	0	513	1,027	0	0	308,329	308,843
Leederville Oval Reserve	71,705	71,705	0	0	120	240	0	0	71,825	71,945
Loftus Community Centre Reserve	141,125	142,550	0	0	235	471	0	0	141,360	143,020
Loftus Recreation Centre Reserve	232,511	244,631	5,420	5,633	496	993	0	0	238,427	251,257
Office Building Reserve - 246 Vincent Street	212,455	205,855	0	0	354	709	0	0	212,809	206,564
Parking Facility Reserve	109,375	109,375	0	0	182	365	0	0	109,557	109,740
Percentage For Public Art Reserve	268,947	284,947	0	0	78	156	(18,500)	(16,000)	250,525	269,103
Plant and Equipment Reserve	131	131	0	0	0	0	0	0	131	131
POS reserve - General	652,650	744,726	66,666	782,195	2,343	4,693	(3,987)	0	717,672	1,531,614
POS reserve - Haynes Street	88,049	88,604	3,376	3,376	48	96	(8,333)	(1,270)	83,140	90,806
State Gymnastics Centre Reserve	129,617	115,922	1,075	1,032	238	477	0	0	130,930	117,431
Strategic Waste Management Reserve	30,089	30,089	19,177	228,176	434	869	0	0	49,700	259,134
Tamala Park Land Sales Reserve	3,273,250	3,271,415	138,889	0	8,238	16,499	0	0	3,420,377	3,287,915
Underground Power Reserve	2,448,925	2,433,151	0	0	4,084	8,180	0	0	2,453,009	2,441,330
Waste Management Plant and Equipment Reserve	228,176	228,176	0	0	0	0	(19,015)	(228,176)	209,161	0
	17,238,497	17,238,721	515,446	1,950,236	29,165	58,413	(56,918)	(256,318)	17,726,190	18,991,052

CITY OF VINCENT
NOTE 6 - RECEIVABLES (RATING & OTHER DEBTORS)
FOR THE MONTH ENDED 31 JULY 2023



Rates Outstanding

	Total
Balance from Previous Year	623,048
Rates Levied - Initial	42,045,635
Rates Levied - Interims	0
Rates Waived	0
Non Payment Penalties	60,365
Other Rates Revenue	177,687
Total Rates Collectable	42,906,734
Outstanding Rates	40,082,795
ESL Debtors	6,845,868
Pensioner Rebates Not Yet Claimed	1,103,753
ESL Rebates Not Yet Claimed	281,164
Deferred Rates Debtors	(144,007)
Current Rates Outstanding	48,169,574



Receivable - Other Debtors

DESCRIPTION	30 Days	60 Days	90 Days	OVER 90 DAYS	BALANCE
	\$	\$	\$	\$	\$
DEBTOR CONTROL - HEALTH LICENCES	(220)	491	(3,172)	142,768	139,866
DEBTOR CONTROL - CASH IN LIEU CAR PARKING	0	0	0	193,788	193,788
DEBTOR CONTROL - PROPERTY INCOME	252,271	60	169	4,165	256,664
DEBTOR CONTROL - RECOVERABLE WORKS	1,325	0	0	(395)	930
DEBTOR CONTROL - OTHER	602,436	596	82	78,754	681,869
DEBTOR CONTROL - PLANNING SERVICES FEES	0	32	32	255	319
DEBTOR CONTROL - GST	(497,740)	499,064	71,098	(72,422)	0
DEBTOR CONTROL - INFRINGEMENT	196,700	95,730	83,083	1,054,476	1,429,989
PROVISION FOR DOUBTFUL DEBT (CURRENT)	0	0	0	(219,546)	(219,546)
IMPAIRMENT OF RECEIVABLES	0	0	0	(218,023)	(218,023)
TOTAL DEBTORS OUTSTANDING AS AT 30/06/2023	554,772	595,973	151,292	963,820	2,265,856
	24.5%	26.3%	6.7%	42.5%	100.0%

ACCRUED INCOME	174,436
ACCRUED INTEREST	570,132
PREPAYMENTS	1,939,159
TOTAL TRADE AND OTHER RECEIVABLES	4,949,582



CITY OF VINCENT
NOTE 7 - BEATTY PARK LEISURE CENTRE FINANCIAL POSITION
AS AT 31 JULY 2023

	Original Budget 2023/24 \$	YTD Budget Jul-23 \$	YTD Actuals Jul-23 \$	YTD Actuals Jul-22 \$	Month Actuals Jul-23 \$	Month Actuals Jul-22 \$
<u>ADMINISTRATION</u>						
Revenue	0	0	0	(36,929)	0	(36,929)
Expenditure	0	0	0	36,576	0	36,576
Surplus/(Deficit)	0	0	0	(354)	0	(354)
<u>SWIMMING POOLS AREA</u>						
Revenue	2,550,517	168,511	163,457	171,724	163,457	171,724
Expenditure	(4,477,895)	(275,824)	(128,599)	(132,195)	(128,599)	(132,195)
Surplus/(Deficit)	(1,927,378)	(107,313)	34,858	39,529	34,858	39,529
<u>SWIM SCHOOL</u>						
Revenue	2,038,129	168,865	186,209	162,686	186,209	162,686
Expenditure	(1,435,521)	(61,389)	(65,014)	(55,763)	(65,014)	(55,763)
Surplus/(Deficit)	602,608	107,476	121,194	106,922	121,194	106,922
<u>CAFÉ</u>						
Revenue	0	0	0	0	0	0
Expenditure	0	0	0	0	0	0
Surplus/(Deficit)	0	0	0	0	0	0
<u>RETAIL SHOP</u>						
Revenue	726,402	38,112	46,661	37,202	46,661	37,202
Expenditure	(578,307)	(29,300)	(14,185)	(21,615)	(14,185)	(21,615)
Surplus/(Deficit)	148,095	8,812	32,475	15,586	32,475	15,586
<u>HEALTH & FITNESS</u>						
Revenue	2,109,626	169,115	192,977	156,664	192,977	156,664
Expenditure	(1,354,156)	(74,220)	(45,231)	(48,259)	(45,231)	(48,259)
Surplus/(Deficit)	755,470	94,895	147,746	108,405	147,746	108,405
<u>GROUP FITNESS</u>						
Revenue	746,431	59,307	65,871	54,696	65,871	54,696
Expenditure	(709,084)	(42,949)	(27,103)	(30,239)	(27,103)	(30,239)
Surplus/(Deficit)	37,347	16,358	38,767	24,458	38,767	24,458
<u>AQUAROBICS</u>						
Revenue	300,112	24,047	24,711	22,519	24,711	22,519
Expenditure	(534,215)	(23,515)	(6,515)	(6,152)	(6,515)	(6,152)
Surplus/(Deficit)	(234,103)	532	18,197	16,367	18,197	16,367
<u>CRECHE</u>						
Revenue	79,938	6,549	6,291	6,176	6,291	6,176
Expenditure	(367,324)	(18,162)	(11,195)	(9,679)	(11,195)	(9,679)
Surplus/(Deficit)	(287,386)	(11,613)	(4,904)	(3,503)	(4,904)	(3,503)
Net Surplus/(Deficit)	(905,347)	109,147	388,334	307,411	388,334	307,411
Less: Depreciation	(1,446,544)	(120,545)	0	0	0	0
Surplus/(Deficit)	541,197	229,692	388,334	307,411	388,334	307,411

**CITY OF VINCENT
 NOTE 7 - STATEMENT OF FINANCIAL ACTIVITY
 BY SERVICE - GRAPH
 AS AT 31 JULY 2023**

